



2018-2019 IUPUI BASKETBALL GAME NOTES

IUPUI

SCHEDULE/RESULTS

(14-11, 6-6 HORIZON)

Date	Opponent	Result/Time
Oct. 29	# Central State	W, 86-52
Nov. 6	at Xavier	L, 69-82
Nov. 10	Eastern Illinois	W, 71-65
Nov. 14	^ at Boston College	W, 76-69
Nov. 16	^ at Richmond	L, 70-78
Nov. 23	^ vs. St. Francis (NY)	W, 68-48
Nov. 24	^ vs. Grambling State	W, 80-69
Nov. 28	Bradley	W, 85-73
Dec. 1	Ball State	L, 75-85
Dec. 6	IU Kokomo	W, 95-64
Dec. 12	IU Northwest	W, 116-79
Dec. 15	Western Illinois	W, 82-68
Dec. 18	at Purdue Fort Wayne	L, 77-87
Dec. 21	at Morehead State	L, 70-74
Dec. 28	*at Northern Kentucky	L, 77-92
Dec. 30	*at Wright State	L, 64-82
Jan. 4	*at UIC	W, 66-64
Jan. 10	*Cleveland State	W, 90-74
Jan. 12	*Youngstown State	L, 76-82
Jan. 17	*at Green Bay	W, 76-70
Jan. 19	*at Milwaukee	L, 57-64
Jan. 24	*Oakland	W, 73-71
Jan. 26	*Detroit Mercy	W, 80-65
Feb. 1	*Northern Kentucky	W, 83-77
Feb. 3	*Wright State	L, 74-79
Feb. 9	*UIC	L, 75-76
Feb. 14	*at Youngstown State	7:00 pm
Feb. 16	*at Cleveland State	7:00 pm
Feb. 22	*Milwaukee	7:00 pm
Feb. 24	*Green Bay	1:00 pm
Feb. 28	*at Detroit Mercy	8:00 pm
Mar. 2	*at Oakland	4:00 pm
Mar. 5-6	& HL Quarterfinals	7:00 pm
Mar. 11	& HL Semifinals	tbd
Mar. 12	& HL Championship	tbd

denotes exhibition
 * denotes Horizon League games
 ^ part of Fort Myers Tip-Off
 (first two games on campus sites / last two at Niagara)
 & denotes Horizon League Tournament games
 (quarterfinals on campus sites / semis and finals in Detroit)

MEDIA COVERAGE

TV: ESPN+

Video Stream: WatchESPN

Audio: IUPUIJags.com

Morgan Adcock (pxp)

Live Stats: IUPUIJags.com

Twitter: @IUPUIJaguars / @IUPUIMensBball

MBB CONTACT

Ed Holdaway - IUPUI Assistant AD

Email: eholdawa@iupui.edu

Twitter: @EdHoldaway

Cell: 317-908-2645

'03 NCAA TOURNAMENT, 2010 CBI

IUPUI (14-11, 6-6 HL) at YOUNGSTOWN ST. (10-16, 4-7 HL)

Thursday, February 14, 2019 • 7:00 p.m. • Youngstown, Ohio • Beeghly Center (6,300)





STAT BREAKDOWN

IUPUI	YSU
77.0	PPG 75.8
73.1	Opp. PPG 78.7
453	FG% 425
443	Opp. FG% 461
37.3 (+4.4)	RPG (Margin) 39.2 (+3.7)
.337	3FG% .336
.710	FT% .706
14.2 (+0.3)	TO/G (Margin) 13.5 (-1.2)
191	NCAA Eval. Tool (NET) 268

SERIES BREAKDOWN

Overall:	1-11
Gardner vs. YSU:	0-3
in Youngstown:	1-6
in Indianapolis:	0-5
neutral:	0-0
Last Meeting:	Jan. 12, 2019
Outcome:	YSU 82, IUPUI 76 (Indianapolis)
Streak:	YSU has won 5
Quick Note:	YSU is the lone Horizon League school IUPUI has yet to beat since joining the league last year

THE JAGUARS



PROBABLE STARTERS

No.	Name	Yr.	Pos.	Ht.	Hometown	PPG	RPG	APG	FG%	3FG%	FT%
5	Camron Justice	Jr.	G	6-3	Hindman, Ky.	19.4	3.0	2.9	.441	.362	.848
22	D.J. McCall	Sr.	G	6-6	Fort Wayne, Ind.	7.3	5.8	2.3	.424	.273	.705
23	Grant Weatherford	So.	G	6-2	Cicero, Ind.	6.0	3.0	2.6	.510	.385	.746
24	Evan Hall	Sr.	F	6-7	Hindman, Ky.	9.6	5.7	1.4	.517	---	.319
32	Elyjah Goss	So.	F	6-7	Plainfield, Ill.	7.1	6.7	0.8	.508	.273	.696

OFF THE BENCH

0	Jaylen Minnett	So.	G	6-1	Terre Haute, Ind.	11.6	1.8	1.7	.367	.328	.881
2	Jakoby Kemp	So.	F	6-8	Layton, Utah	3.8	1.0	0.3	1.000	---	.833
4	Jack Hansen	Fr.	F	6-7	Noblesville, Ind.	3.1	1.7	0.4	.333	.297	.905
10	Nick Rogers	Jr.	G	6-1	Indianapolis, Ind.	4.8	1.2	1.5	.476	.375	.676
11	Brandon Kenyon	Fr.	F/C	6-10	Caledonia, Ontario	2.6	1.1	0.1	.375	.000	.667
15	Ahmed Ismail	Sr.	C	7-1	Cairo, Egypt	6.9	4.6	0.6	.570	.667	.671
25	Trevor Johnson	Jr.	G	6-2	Flagstaff, Ariz.	0.3	1.2	0.7	.250	.000	---
55	Daniel Alston	Fr.	G	6-0	Champaign, Ill.	0.5	0.3	0.0	.500	.000	---

QUICK HITTERS

- IUPUI's 14 victories already match the most in a season under head coach Jason Gardner. The Jaguars also won 14 in 2016-17. The Jags opened the season at 8-3 overall, marking the program's best start since 2009-10.
- IUPUI opened Horizon League play 0-2, but has won 6-of-10 since the calendar flipped to 2019. The stretch began with a two-point road win at UIC on Jan. 4 behind a career-high 30 points from Camron Justice on ESPNU.
- Justice is coming off a season-low six points (2-10 FG, 0-7 3's) against UIC last weekend, snapping his streak of 23 games in double-digits (the third-longest streak in IUPUI's D1 history). Only George Hill (29) and Alex Young (26) registered longer streaks of double-digit scoring games for the Jaguars. Justice currently ranks second in the Horizon League and 53rd nationally in scoring (19.4 ppg). He's hit for 20-or-more 13 times already this season.
- IUPUI ranks 29th in the country in free throws made (401) and 34th in free throws attempted (565). Camron Justice is among the top 100 in free throws made (59th / 112), free throws attempted (108th / 132) and free throw percentage (66th / 84.8%).
- IUPUI opened Horizon League with one of the toughest three-game starts in league history, facing the top three picks in the league's preseason polls, all on the road. The Jags went 1-2 during that span with loss at Northern Kentucky and Wright State before winning at UIC to cap the stretch.
- Head coach Jason Gardner enters his 5th season on the Jaguars' sidelines, boasting a 62-88 career record. He's 36-42 (.462) in league games and guided the Jags to The Summit League Tourney Semifinals in his 3rd season in 2016-17.
- IUPUI is seven years removed from a winning season as current Georgia State head coach Ron Hunter guided the Jaguars to a 19-14 mark in the 2010-11 campaign. Hunter was named to the IUPUI Hall of Fame this season.

SIGHTS & SOUNDS

- Camron Justice turned 22 years old on Wednesday (Feb. 13) as IUPUI departed for the two-game trip.
- The duo of D.J. McCall and Grant Weatherford were both just nominated for Academic All-District and Academic All-Horizon League honors.
- Head Coach Jason Gardner coached his 150th career game on the IUPUI sidelines when the Jags host UIC last week.

2018-2019 ROSTER

NUMERIC ROSTER

##	Name	Pos.	Ht.	Wt.	Yr.	Hometown/High School (Previous)
0	Jaylen Minnett	G	6-1	180	So.	Terre Haute, Ind./Terre Haute South
1	# Jamil Jackson Jr.	G/F	6-6	190	Jr.	Minneapolis, Minn./Minneapolis North (Southern Utah)
2	Jakoby Kemp	F	6-8	190	So.	Layton, Utah/Layton (Salt Lake C.C.)
4	Jack Hansen	F	6-7	205	Fr.	Noblesville, Ind./Guerin Catholic
5	Camron Justice	G	6-3	180	Jr.	Hindman, Ky./Knott County Central (Vanderbilt)
10	Nick Rogers	G	6-1	170	Jr.	Indianapolis, Ind./Traders Point Academy (Toledo)
11	Brandon Kenyon	F/C	6-10	225	Fr.	Caledonia, Ontario/RISE Prep
14	# Marcus Burk	G	6-3	205	Jr.	Indianapolis, Ind./Franklin Central (Campbell)
15	Ahmed Ismail	C	7-1	260	Sr.	Cairo, Egypt/Nakhas Zagazig (Manhattan)
22	D.J. McCall	G	6-6	190	Sr.	Fort Wayne, Ind./Concordia Lutheran
23	Grant Weatherford	G	6-2	185	Jr.	Cicero, Ind./Hamilton Heights (Midland [Tex.] College)
24	Evan Hall	F	6-7	230	Sr.	Hindman, Ky./Knott County Central
25	Trevor Johnson	G	6-2	170	Jr.	Flagstaff, Ariz./Flagstaff (Mesa C.C.)
32	Elyjah Goss	F	6-7	195	So.	Bolingbrook, Ill./Plainfield East
55	Daniel Alston	G	6-0	175	Fr.	Champaign, Ill./Judah Christian

COACHING STAFF

Head Coach:	Jason Gardner
Alma Mater:	Arizona, '11
Career Record:	(62-88; 5th season)
IUPUI Record:	(62-88; 5th season)
Conference Record:	(36-42; 5th season)
Associate Head Coach:	Byron Rimm II
Alma Mater:	Cal State Los Angeles, '99
Assistant Coach:	Matt Bringman
Alma Mater:	Palm Beach Atlantic, '06
Assistant Coach:	Matt Dunn
Alma Mater:	Fort Hays State, '07
Dir. of Operations:	Isaac Loechle
Alma Mater:	Indiana, '01
Strength Coach:	Jason Quarles
Alma Mater:	IUPUI, '12

PRONUNCIATION GUIDE


ELYJAH Goss	(same as Elijah)
Jaylen MINNETT	(min-NET)
AHMED ISMAIL	(AH-med ISH-male)

will sit out the 2018-19 season as a Division I transfer


RADIO / TV ROSTER



#0 - JAYLEN MINNETT
6-1 // Soph. // G
Terre Haute, Ind.



#2 - JAKOBY KEMP
6-8 // Soph. // F
Layton, Utah




#4 - JACK HANSEN
6-7 // Fr. // F
Noblesville, Ind.



#5 - CAMRON JUSTICE
6-3 // Jr. // G
Hindman, Ky.



#10 - NICK ROGERS
6-1 // Jr. // G
Indianapolis, Ind.



#11 - BRANDON KENYON
6-10 // Fr. // F/C
Caledonia, Ontario



#15 - AHMED ISMAIL
7-1 // Sr. // C
Cairo, Egypt



#22 - D.J. McCALL
6-6 // Sr. // G
Fort Wayne, Ind.



#23 - GRANT WEATHERFORD
6-2 // Soph. // G
Cicero, Ind.




#24 - EVAN HALL
6-7 // Sr. // F
Hindman, Ky.



#25 - TREVOR JOHNSON
6-2 // Jr. // G
Flagstaff, Ariz.



#32 - ELYJAH GOSS
6-7 // Soph. // F
Bolingbrook, Ill.



#55 - DANIEL ALSTON
6-0 // Fr. // G
Champaign, Ill.



JASON GARDNER
Head Coach
5th season

CAREER DOUBLE-DIGIT PERFORMANCES/STARTS

Double-Digit Scoring Games

Name	Season	Career
Goss	7	8
Hall	12	36
Hansen	2	2
Ismail	8	8
Justice	23	23
McCall	7	20
Minnett	15	22
Rogers	4	7
Weatherford	6	6

20+ Point Scoring Games

Name	Season	Career
Hall	0	2
Justice	13	13
McCall	0	2
Minnett	3	3
Weatherford	1	1

30+ Point Scoring Games

Name	Season	Career
Justice	1	1

Double-Digit Reb. Games

Name	Season	Career
Goss	7	8
Hall	3	12
Ismail	1	1
McCall	2	5

Double-Doubles

Name	Season	Career
Goss	3	3
Hall	3	8
Ismail	1	1

Games Started

Name	Season	Career
Goss	25	25
Hall	24	87
Ismail	1	1
Justice	25	25
McCall	25	89
Minnett	0	4
Rogers	0	25
Weatherford	25	25

POLLS

ASSOCIATED PRESS		COACHES	
<i>Week 15</i>		<i>Week 15</i>	
Rank	Team (1st)	Rank	Team (1st)
1.	Tennessee (40)	1.	Tennessee (30)
2.	Duke (24)	2.	Duke (2)
3.	Gonzaga	3.	Gonzaga
4.	Virginia	4.	Virginia
5.	Kentucky	5.	Kentucky
6.	Michigan	6.	Nevada
7.	Nevada	7.	Michigan
8.	North Carolina	8.	North Carolina
9.	Houston	9.	Houston
10.	Marquette	10.	Marquette
11.	Michigan State	11.	Purdue
12.	Purdue	12.	Michigan State
13.	Villanova	13.	Villanova
14.	Kansas	14.	Kansas
15.	Texas Tech	15.	Texas Tech
16.	Louisville	16.	Virginia Tech
17.	Florida State	17.	Iowa
18.	Kansas State	18.	Kansas State
19.	LSU	19.	Florida State
20.	Wisconsin	20.	Louisville
21.	Iowa	21.	LSU
22.	Virginia Tech	22.	Iowa State
23.	Iowa State	23.	Wisconsin
24.	Maryland	24.	Buffalo
25.	Buffalo	25.	Maryland

MID-MAJOR TOP 25

<i>February 11</i>					
Rk	Team (1st)	Record	Pts.	Prev.	Conf.
1.	Gonzaga (31)	23-2	775	1	West Coast
2.	Wofford	21-4	735	2	Southern
3.	UNC Greensboro	22-3	697	3	Southern
4.	Buffalo	20-3	673	4	Mid-American
5.	Belmont	19-4	615	5	Ohio Valley
6.	Hofstra	21-4	601	6	Colonial
7.	Lipscomb	20-4	593	7	Atlantic Sun
8.	Murray State	19-4	522	9	Ohio Valley
9.	UC Irvine	21-5	478	10	Big West
10.	New Mexico State	20-4	467	13	Western Athletic
11.	South Dakota State	20-6	456	11	Summit
12.	Toledo	20-4	403	15	Mid-American
13.	Vermont	19-5	401	14	America East
14.	Furman	20-5	361	24	Southern
15.	ETSU	19-7	322	8	Southern
16.	Liberty	21-5	314	16	Atlantic Sun
17.	Yale	15-4	265	21	Ivy League
18.	Montana	17-6	239	18	Big Sky
19.	Stony Brook	20-5	197	19	America East
20.	Texas State	19-5	183	20	Sun Belt
21.	San Francisco	18-6	175	12	West Coast
22.	Charleston	20-6	101	22	Colonial
23.	Sam Houston State	16-8	68	NR	Southland
24.	Northern Kentucky	20-6	65	NR	Horizon
25.	Bowling Green	16-7	58	23	Mid-American

HORIZON LEAGUE PRESEASON POLLS

Pl.	School (1st-place) – Votes
1.	Wright State (25) – 377
2.	Northern Kentucky (10) – 356
3.	UIC (4) – 310
4.	Oakland – 239
5.	Green Bay – 238
6.	IUPUI – 188
7.	Cleveland State – 175
8.	Milwaukee (1) – 140
9.	Youngstown State – 104
10.	Detroit Mercy – 73

Preseason POTY: Drew McDonald, Northern Kentucky

First Team (alphabetical order by school)

Tyree Appleby, Cleveland State
Sandy Cohen III, Green Bay
Drew McDonald, Northern Kentucky
Marcus Ottey, UIC
Loudon Love, Wright State

Second Team (alphabetical order by school)

Kameron Hankerson, Green Bay
Jalen Tate, Northern Kentucky
Tarkus Ferguson, UIC
Mark Hughes, Wright State
Naz Bohannon, Youngstown State

HORIZON LEAGUE

HORIZON LEAGUE STANDINGS		
<i>through Feb. 13</i>		
Team	Overall (Pct.)	HL (Pct.)
Northern Ky.....	20-6 (.769)	10-3 (.769)
Wright State.....	15-11 (.577)	9-4 (.692)
UIC.....	13-12 (.520)	7-5 (.583)
Oakland.....	11-15 (.423)	7-6 (.538)
IUPUI.....	14-11 (.560)	6-6 (.500)
Green Bay.....	12-13 (.480)	6-6 (.500)
Youngstown State.....	10-16 (.385)	6-7 (.462)
Detroit Mercy.....	9-16 (.360)	6-7 (.462)
Milwaukee.....	9-16 (.360)	4-8 (.333)
Cleveland State.....	7-19 (.269)	2-11 (.154)

UPCOMING SCHEDULE

Date	Game	Time
2/14	*IUPUI at Youngstown St.	7pm
	*UIC at Cleveland St.	7pm
	*Detroit Mercy at Milwaukee	8pm
	*Oakland at Green Bay	8pm
2/15	*Northern Ky. at Wright St.	9pm
2/16	*Detroit Mercy at Green Bay	1pm
	*UIC at Youngstown State	6pm
	*Oakland at Milwaukee	7pm
	*IUPUI at Cleveland State	7pm
2/21	*Cleveland St. at Wright St.	7pm
	*Youngstown St. at Northern Ky.	7pm
2/22	*Milwaukee at IUPUI	7pm
	*Green Bay at UIC	9pm
2/23	*Youngstown St. at Wright St.	3pm
	*Detroit Mercy at Oakland	3pm
	*Cleveland St. at Northern Ky.	7pm
2/24	*Green Bay at IUPUI	1pm
	*Milwaukee at UIC	4:12pm
2/28	*UIC at Oakland	7pm
	*Northern Ky. at Milwaukee	7pm
	*IUPUI at Detroit Mercy	8pm
	*Wright St. at Green Bay	8pm
3/2	*Northern Ky. at Green Bay	1pm
	*UIC at Detroit Mercy	4pm
	*IUPUI at Oakland	4pm
	*Cleveland St. at Youngstown St.	6pm
	*Wright St. at Milwaukee	7pm

IUPUI IN HORIZON LEAGUE STATS		
<i>as of Feb. 13 [denotes NCAA ranking]</i>		
Category	HL [Nat Rk.]	Stat
Scoring.....	3rd [81st]	77.0 ppg
Scoring Defense.....	3rd	73.1 ppg
Scoring Margin.....	3rd	+3.9 ppg
Free Throw %.....	4th	71.0%
Field Goal %.....	5th	45.3%
Field Goal % Def.....	5th	44.3%
3Pt Field Goal %.....	9th	33.7%
3Pt Field Goal % Def....	7th	35.0%
Rebounding Offense....	3rd	37.3 rpg
Rebounding Defense....	3rd	32.9 rpg
Rebounding Margin.....	2nd [55th]	+4.4 rpg
Blocked Shots.....	6th	3.2 bpg
Assists.....	6th [95th]	14.5 apg
Steals.....	3rd	7.1 spg
Turnover Margin.....	5th	+0.6 to/gm
Assist/TO Ratio.....	8th	1.01 a/to
Offensive Rebounds.....	2nd [59th]	11.9 rpg
Defensive Rebounds....	6th	25.4 rpg
Defensive Reb. %.....	3rd	73.3%
Offensive Reb. %.....	2nd	33.5%
3Pt Field Goals Made...	10th	7.0/game
Home Attendance.....	t-9th	1,334/game

Player Horizon [Natl Rk.]		Stat
Elyjah Goss		
Rebounding	t-5th	6.7 rpg
Off. Rebounds	t-6th	2.0 rpg
Def. Rebounds	t-7th	4.7 rpg
Blocked Shots	t-11th	0.8 bpg

Evan Hall		
Blocked Shots	t-1st	1.2 bpg
Off. Rebounding	t-3rd	2.2 rpg
FG%	7th	51.7%
Rebounding	t-11th	5.7 rpg
Def. Rebounding	t-15th	3.5 rpg
Scoring	t-29th	9.6 ppg

Ahmed Ismail		
Off. Rebounds	t-10th	1.8 rpg
Rebounding	20th	4.6 rpg

Camron Justice		
Scoring	2nd [53rd]	19.4 ppg
FT%	6th [66th]	84.8%
3FG	6th	2.7/gm
Steals	t-13th	1.2 spg
FG%	15th	44.1%

D.J. McCall		
Off. Rebounds	t-6th	2.0 rpg
Steals	t-7th	1.3 spg
Rebounding	10th	5.8 rpg
Def. Rebounding	t-12th	3.8 rpg

Jaylen Minnett		
3FG	9th	2.3/gm
Scoring	t-20th	11.6 ppg

Grant Weatherford		
Steals	t-7th	1.3 spg

JAGS SKID HITS TWO AS JAGS DROP HEARTBREAKER TO UIC

The Jaguars recent trend of digging big holes and falling short late saw IUPUI fall to UIC last Saturday (Feb. 9), 76-75. IUPUI missed three potential go-ahead attempts in the closing seconds to drop a second straight home game.

IUPUI trailed by as many as 18 in the second half before battling all the way back to take a 75-74 lead with 1:20 to play. However, UIC scored a fast break layup with 26 seconds remaining and the Jags came up empty on their final possession, including a missed Ahmed Ismail hook shot as time expired.

Sophomore Jaylen Minnett came off the Jaguars' bench with a game-high 20 points (6-13 FG, 4-9 3's, 4-4 FT) and Ismail added 13 points (3-9 FG, 7-10 FT) and eight boards. Junior Camron Justice finished with a season-low six points (2-10 FG, 0-7 3's) as the Jaguars shot just 39.7 percent from the field and 29 percent from three. Conversely, UIC shot 50 percent overall and Marcus Ottey led five Flames in double-digits with 13 points. UIC scored 50 first half points and led by as many as 16 before halftime. The lead grew to 61-43 with 13:18 to play before the Jags fired back, outscoring UIC 32-15, yet falling one point shy.

Below are other notes from Saturday's loss:

- Minnett hit for 20-or-more for the third time this season and made a three for the 28th straight game, ranking tenth nationally in that category. Included in Minnett's 20-point effort was his 500th career point, putting him well on pace to tally 1,000 for his career.

- Senior D.J. McCall handed out his 200th career assist in the loss. He finished with six points, four boards and three assists.

- Junior Nick Rogers matched his career-high with three steals for the second straight game.

- UIC made 8-of-13 (62%) first half treys, but just 2-of-8 (25%) in the second half.

- The IUPUI starting five accounted for just 35 points while the Jaguars' reserves tallied 40, led by Minnett (20) and Ismail (13).

- IUPUI and UIC split the season series with each team winning on the others' home court.

MILESTONES

- The UIC game marked the **150th game** of head coach Jason Gardner's IUPUI career.

- Senior Evan Hall became the 15th player in IUPUI history to grab **500 career rebounds** at UIC (Jan. 4). Fellow senior D.J. McCall followed in line as the 16th in school history to hit the number against Wright State (Feb. 3).

- Senior D.J. McCall delivered his 200th career assist against UIC (Feb. 9).

- Sophomore Jaylen Minnett hit his 100th career three in the win over Detroit Mercy (Jan. 26). He tallied his 500th career point against UIC (Feb. 9).

- The game at Green Bay was Evan Hall's **100th career game played**.

- Nick Rogers dished out the **100th assist** of his IUPUI career at Wright State.

- Elyjah Goss grabbed his **250th career rebound** at Milwaukee.

- Fifth-year senior D.J. McCall played his **2,500th career minute** at NKU.

STREAKS

- Minnett has made a three in **28 straight games**, dating back to last season. He comes in having scored in double-digits in five straight games, marking the best stretch of his college career (15.6 ppg, 2.6 apg during that span).

- Minnett comes in having not missed a free throw since Jan. 10 against Cleveland State and has made 18-in-a-row coming into tonight's game.

- Senior Evan Hall comes in having scored in double-digits in a career-high five straight games (11.8 ppg, 7.6 rpg, 27-44 FG, 61.4 FG% during that span).

- Senior D.J. McCall has started **52 straight games**, dating back to last season.

INDICATORS

As the season wears on, two trends have become indicators as to how IUPUI will fare.

1.) IUPUI is **12-0 this season** when shooting a higher percentage than their opponent. That number has been consistent under Gardner as IUPUI is 56-8 (.875) in his five seasons when shooting a higher percentage than their opponent.

2.) IUPUI is now **9-1 this season** when holding opponents to 70 points or less. In IUPUI wins, IUPUI holds foes to 40 percent and an average of 67.6 points per game. In IUPUI losses, foes are shooting better than 49 percent and scoring an average of 80 points per game.

GLASS EATERS

IUPUI has been strong on the glass all year long, outrebounding foes by 4.2 rebounds per game to rank 61st in the country. However, the Jags have been particularly impressive on the glass in league play with a +5.6 margin in league games.

IUPUI has outrebounded its opponent by 10 or more boards **eight times this season**, including **five times in Horizon League play**.

DO IT INSIDE

Bucking the national trend, IUPUI relies heavily on the interior for points this season. The Jags average 35 points per game in the paint and also rank among the nation's leaders in free throws made and attempted.

In league play, IUPUI is hitting just 6.5 treys per game while seven Horizon League teams hit 8-or-more 3's per game in league play.

HEAVY HITTERS

IUPUI opened conference play with arguably the toughest opening schedule in Horizon League history, taking on the top three picks in the league's preseason polls, all on the road. The trio of Wright State, Northern Kentucky and UIC collected 39 of the 40 possible first-place votes and easily separated from the second tier of selections.

The Jaguars dropped the first two of the three-game stretch, losing at Northern Kentucky and Wright State, before rebounding to win at UIC last Friday (Jan. 4).

HE GO, WE GO - JUSTICE NOTES

In this instance, 'he' being Camron Justice. IUPUI is 9-4 this season when Justice scores 20-or-better. Justice was the first IUPUI player to score 20-or-more in four straight games since Jan. 14-28, 2012 when Alex Young went for 27-27-26-22 in a four-game span.

-The Kentucky-native has led IUPUI in scoring in 18 of 25 games and scored in double-digits in 23 of the Jaguars' 25 games.

TURN BACK THE CLOCK

IUPUI got a skosh younger over the holiday break in terms of years of eligibility remaining. Grant Weatherford was awarded a clock extension from the NCAA in December, allowing him a sixth year in which to complete his four playing seasons - thus making him a sophomore eligibility-wise. IUPUI Associate AD for Compliance Laura Hue took the lead on applying for the successful waiver.

CLASS ACTS

Nine Jaguars were named to the department's Academic Advisor's List for the fall semester for earning a 3.0 GPA or better - Daniel Alston, Elyjah Goss, Jack Hansen, Jamil Jackson, Trevor Johnson, Jakoby Kemp, Brandon Kenyon, D.J. McCall and Grant Weatherford. Hansen notched a perfect 4.0 GPA during the fall semester.

McCall and Weatherford were also named to the Horizon League's Academic Honor Roll.

BEST START SINCE...

The Jags' 8-3 start was the program's best start in head coach Jason Gardner's five seasons and best start since the 2009-10 season. That squad finished 25-11 overall and earned a spot in the CBI that season. This marks the first time Gardner has had IUPUI above .500 beyond the fourth game of any of his five seasons.

ROLLING ON DUBS

IUPUI has points-rebounds double-doubles from three different players this season as Elyjah Goss, Evan Hall and Ahmed Ismail have all pulled the trick. For perspective, IUPUI hasn't had three different players get double-doubles in a season since 2013-14 when four different players registered at least one (Marcellus Barksdale, Donovan Gibbs, Khufu Najee & Mitch Patton).

BLOW OUT THE CANDLES

Head coach Jason Gardner celebrated his 38th birthday in style, collecting his 50th career head coaching win at Boston College on November 14. The win was the Jaguars' first over an ACC opponent since 2001 and first over a Power 5 school since winning at Seton Hall in 2009.

Gardner is third on the program's all-time wins list at 60, but is a far cry from the top two in program history. Current Georgia State head coach Ron Hunter (275) and IUPUI Hall of Famer Bob Lovell (195) own the top two spots in program history.

SHARING THE WEALTH

IUPUI has had nine different players have hit for 10-or-more points at least once this season. Nick Rogers became the most recent player to tally double-digits, joining a group that includes Elyjah Goss, Evan Hall, Jack Hansen, Ahmed Ismail, Camron Justice, D.J. McCall, Jaylen Minnett and Grant Weatherford.

HOT BENCH

A staple under head coach Jason Gardner has been his teams' bench scoring as the IUPUI leader likes to play 9-10 players and use his bench frequently. Gardner's teams have matched or outscored the opposition's bench in 113 of 150 games (75.3 percent), including 21 of 25 games this season. All total, the IUPUI bench is averaging 28 points per game this season and outscoring opponents' benches by nine points per game. The Jags' bench scored a season-high 66 points in the win over IU Northwest.

700 DAYS

IUPUI junior guard Camron Justice was 700 days removed from his last competitive basketball game when the Jags took the floor against Xavier. Justice played just more than a season at Vanderbilt before joining the IUPUI program prior to last fall and sitting the full season as a transfer. Prior to Xavier, Justice last played in a game on Dec. 6, 2016 when the Commodores defeated High Point.

Justice and Evan Hall were high school teammates at Knott County Central (Ky.) High School, helping the Patriots to four straight state tournament appearances. Justice finished his high school career with 3,588 points and 393 treys before being named the 2015 Kentucky Mr. Basketball.

POWER PLAYERS

Three members of the IUPUI roster have spent time at Power 5 universities prior to joining the IUPUI program. Camron Justice played two seasons at Vanderbilt prior to joining the Jaguars last season to sit out his year in residency. Grant Weatherford redshirted the 2015-16 as a true freshman at Purdue University before later attending Midland (Texas) College before coming to IUPUI. Sophomore Jakoby Kemp redshirted the 2016-17 season at Mizzou for Kim Anderson before transferring to Salt Lake Community College last season and joining the Jaguars this offseason.

BRAND NEW BENCH

With the abrupt departure of longtime Associate Head Coach Matt Crenshaw to Ball State in October, the Jaguars have nearly an entirely new bench this season. Matt

NEWS, NOTES & STORYLINES (CONT.)

Bringman enters his second season on the IUPUI sidelines while Matt Dunn joined the program from Northern Arizona in August. Former Anderson University player Isaac Loechle (pronounced LOCK-lee) joined the IUPUI program as Director of Operations in July after Senior Advisor Andy Fagan opted to leave the coaching ranks immediately after last season. Most recently, Byron Rimm II, who spent 10 years as head coach at Prairie View A&M, joined the staff as associate head coach.

NEW LOOK

Not only does IUPUI have a new look on the bench this season, the Jaguars also have a new apparel provider this season, having switched from Nike to adidas this summer. IUPUI will have three different uniform combinations - red on white at home, white on red on the road and an alternate red on black for road games as well.

LOOKING AHEAD

As he likes to do, Gardner has two Division I transfers waiting in the wings for next season in juniors Jamil Jackson (Southern Utah) and Marcus Burk (Campbell). Jackson, a native of Minneapolis, was limited to five games last season at Southern Utah, totaling 14 points and two boards. The year prior, he was an NJCAA honorable mention All-American at Williston State where he averaged 16.3 points and 6.4 rebounds per game.

Burk, an Indianapolis-native and graduate of Franklin Central, comes home after two successful seasons at Campbell University. The 6-foot-3 sharpshooter averaged 14.8 points per game last season while hitting 91-of-226 (40.3 percent) from three-point range. In two years at Campbell, Burk averaged 11.2 points per game and hit 158 treys at a 40.2 percent clip. As a senior at Franklin Central, he averaged 25.3 points, 5.7 rebounds and 2.7 assists per game.

Both will have two years of eligibility remaining, beginning next season.

NEW TOURNEY FORMAT

The Horizon League Tournament will take on a new format this season as only the top eight teams will make the postseason instead of the 10-team all comers event.

The quarterfinals round will be played on Mar. 5-6 on campus sites with the top four seeds getting to host games. From there, the semifinals and championship game will be played at Little Caesars Arena in Detroit, Mich., on Mar. 11-12.

PRODUCING PROS

This past offseason, Gardner saw three of his former players ink their first professional contracts at Aaron Brennan inked a deal with the Walter Tigers in Germany and Kellon Thomas followed suit, signing with the EVL Baskets Limburg in Germany. Maurice Kirby inked a deal with Club Sayago in Uruguay.

IUPUI has eight individuals playing professionally at this point, keyed by George Hill, who enters his 11th season in the NBA and second season with the Cleveland Cavaliers. He's started all six games to start this season and is averaging 12.3 points and 2.3 assists per game.

In addition, Darell Combs, Robert Glenn and Alex Young are all thriving overseas.

AT THE HORN

Winning games at the horn has been a staple of head coach Jason Gardner's squads. Since Gardner took over, IUPUI has won five games in the closing seconds, including three as time expired:

P.J. Boutte - 15' floater at the horn vs. Ball State (71-69 / Nov. 22, 2014)
Marcellus Barksdale - layup at the horn at IPFW (84-82 / Jan. 23, 2016)
Jordan Pickett - wing 3 with :02 vs. NDSU (73-72 / Jan. 31, 2016)
Darell Combs - wing J with :01.5 vs. SDSU (85-83 / Jan. 18, 2017)
Evan Hall - layup at the horn vs. Milwaukee (72-71 / Jan. 10, 2018)

IUPUI AT 50

IUPUI is currently amidst a 50th anniversary year with the official 50th anniversary landing on Jan. 24, 2019.

Founded in 1969, IUPUI is an urban campus in Indianapolis, the 15th largest city in the United States, with a population of 2 million in the metro area. The campus is just west of downtown, within walking distance of the state capitol and other governmental offices and the site of numerous nationally renowned businesses and art, sports, education, and health facilities.

In 1968, Dr. Maynard K. Hine, dean of the IU School of Dentistry began working with then Indianapolis Mayor Richard Lugar, IU President Joseph L. Sutton, Purdue President Frederick L. Hovde, and other forward-thinking community leaders to establish IUPUI in 1969 through the merger of the Indianapolis extension programs of both IU and Purdue. Some schools, however, were established before the merger, including the IU School of Medicine, IU School of Dentistry, IU Robert H. McKinney School of Law, IU School of Liberal Arts, and IU Herron School of Art.



HUNTER TO THE HALL

Longtime IUPUI head coach Ron Hunter was announced as part of the Jaguars' Hall of Fame Class of 2019 on Thursday, Nov. 29 and was officially inducted on February 2. He's joined in this year's class by Elizabeth (Bourgeois) Schaller (swimming) & Kristi (O'Brien) Moser (golf).

Hunter guided the IUPUI basketball program from 1994-2011 and is the program's all-time leader in wins (275), winning percentage (.557), games coached (494), winning seasons (11) and 20-win seasons (4). He guided IUPUI to its only ever NCAA Division I NCAA Tournament appearance in 2003. Led by future NBAer George Hill, his 2007-08 team won a school record 26 games and two years later, his team went 25-11 and collected the program's first-ever Division I postseason win. He was a two-time league Coach of the Year and clearly elevated the program during his tenure.

He earned national acclaim for his work with Samaritan's Feet as the first in the country to coach a game in his bare feet in January 2008 to raise awareness for those in need. He later personally delivered shoes to individuals in Peru and Costa Rica. He collected numerous honors for his philanthropic work including being named a 2008 ABC News Person of the Year, the 2010 Indiana Pathfinder Award recipient and an NABC Guardians of the Game Pillar Award for Service.

UNIVERSITY QUICK FACTS

Location	Indianapolis, Ind.
Founded	1969
Nickname	Jaguars
Colors	Red, gold & black
Enrollment	30,690
Affiliation	NCAA Division I
Conference	The Horizon League
Home Facility (Cap.)	Indiana Farmers Coliseum (6,800)
Chancellor	Dr. Nasser Paydar
Athletics Director	Dr. Roderick Perry
Website	www.IUPUIJags.com
Twitter	@IUPUIJaguars
Athletics Phone	(317) 278-5247
Mailing Address	1000 Waterway Blvd. Indianapolis, IN 46202

BASKETBALL HISTORY

First Yr. of basketball	1972
Seasons of basketball	47th
Seasons of Division I basketball	21st
Division I (1998-pres.) Record	259-285 (.476)
NCAA Appearances	1
Last NCAA Appearance	2003
Last Postseason Appearance	2010 (CBI - Second Round)

UNIVERSITY NOTES

ABOUT THE UNIVERSITY

IUPUI is a public research university located in downtown Indianapolis that is the result of a merger of the Purdue Indianapolis Extension Center (1946) and Indiana University Indianapolis (1916). The merger was completed in 1969 and athletics began in 1972.

The university offers more than 200 degree programs and boasts an enrollment over 30,000 (22,000 undergrad and 8,000 postgrad). The university also boasts an endowment of more than \$850 million.

The university is ranked among the Top 200 "National Universities" and ranked 7th for "Up and Coming Schools." U.S. News has ranked IUPUI among the nation's elite for 13 straight years.

All total, the campus covers 509 acres and is located along Indy's Cultural Trail.

IUPUI includes the nation's largest nursing school, the second largest medical school in the country, the only dental school in the state, and the country's oldest school of physical education. IUPUI is among the top 20 campuses in the nation for graduate professional degrees conferred

ATHLETIC PROWESS

IUPUI was a primary beneficiary of the 1987 Pan-American Games in Indianapolis and continues to boast some world renowned facilities.

The IU Natatorium is located on the IUPUI campus and is among the best swimming & diving facilities in the world. It has hosted the U.S. Olympic Team Trials four different times and 12 NCAA National Championship meets. In addition, the 2017 World Juniors were held at IUPUI and 16 world records have been set in the Natatorium water.

Adjacent west is the Michael A. Carroll Track & Soccer Stadium which has hosted several USA Outdoor Track & Field Championships and NCAA Championships, along with the 1988 US Olympic Trials. Florence Griffith-Joyner set the 100m world record of 10.49 on the track.

In basketball circles, IUPUI is best known as the long-time host of the Nike All-American Camp, which was held on campus for two decades. The nation's top prep players and coaches from every level converged on campus for two weeks each summer in what was considered the elite college recruiting event of the year. Alum included LeBron James, Chris Webber, Allen Iverson, Kevin Garnett, Jason Kidd and Paul Pierce, among many others.

GEORGE HILL

IUPUI's best known basketball alum is current NBAer George Hill, who is in his 11th year in the league this season. Hill was originally drafted by the San Antonio Spurs (1st rd., 26th overall) in 2008.

He's played for the Spurs (2008-11), Indiana Pacers (2011-16), Utah Jazz (2016-17), Sacramento Kings (2017-18), Cleveland Cavaliers (2018) and Milwaukee Bucks (2018-pres.). He's played in nearly 700 regular season games, making well over 400 career starts and averaging 11.6 points per game in his NBA career.

Entering this season, he's played in 102 career playoff games, starting 90 times and averaging 12.4 points per game.



2018-2019 MISCELLANEOUS STATISTICS

IUPUI'S RECORD WHEN...

	'18-19 Overall	'18-19 Horizon	Under Gardner
Home:	9-4	4-3	39-22
Away:	3-7	2-3	20-61
Neutral:	2-0	0-0	3-5
Overtime:	0-0	0-0	5-6
Lead @ Halftime:	11-2	5-0	46-14
Trail @ Halftime:	3-9	1-6	12-70
Tied @ Halftime:	0-0	0-0	4-4
Leading w/ 5:00 left:	13-2	5-1	53-8
Trailing w/ 5:00 left:	1-9	1-5	4-76
Tied w/ 5:00 left:	0-0	0-0	5-4
Shooting 50% or better:	7-1	3-0	29-4
Shooting 40-50%:	5-5	2-4	29-40
Shooting less than 40%:	2-5	1-2	4-44
Shooting better % than opp.	12-0	5-0	56-8
Shooting worse % than opp.	2-11	1-6	6-80
Scoring less than 60:	0-1	0-1	3-29
Score 60-69 pts:	2-2	1-1	10-29
Score 70-79 pts:	4-8	2-4	22-23
Score 80-89 pts:	5-0	2-0	21-7
Score 90+ pts:	3-0	1-0	6-0
Opp. scores less than 60:	1-0	0-0	11-5
Opp. scores 60-69 pts:	8-1	3-1	26-16
Opp. scores 70-79 pts:	5-5	3-3	17-33
Opp. scores 80-89 pts:	0-4	0-1	8-23
Opp. scores 90+ pts:	0-1	0-1	0-11
Commit less TO than opp.	6-6	2-3	29-37
Commit more TO than opp.	8-3	4-1	30-46
Commit same TO as opp.	0-2	0-2	3-5
Outrebound opponent:	13-3	6-2	43-27
Outrebounded:	1-7	0-3	17-57
Rebounding is equal:	0-1	0-1	2-4
Bench outscores opp.:	11-7	4-5	53-51
Bench is outscored:	0-3	1-1	7-31
Bench scoring is equal:	2-1	1-0	2-7
Hit more FT than opp.:	11-4	5-2	40-18
Hit less FT than opp.:	3-7	1-4	21-67
Hit same FT as opp.:	0-0	0-0	1-3
Hit more 3's than opp.:	6-2	3-0	28-30
Hit less 3's than opp.:	5-6	3-5	25-44
Hit same 3's as opp.:	3-3	0-1	9-14
Decided by 5 pts or less:	2-3	2-2	23-22
Decided by 6-10 points:	4-6	2-3	12-28
Decided by 10+ points:	8-2	2-1	29-38
In home whites:	9-4	4-3	40-22
In road blacks:	1-5	0-2	5-28
In road reds:	4-2	2-1	17-38
7 in double-digits:	0-0	0-0	1-0
6 in double-digits:	1-0	1-0	2-0
5 in double-digits:	2-1	1-1	7-4
4 in double-digits:	3-3	2-2	18-11
3 in double-digits:	5-4	1-2	18-28
2 in double-digits:	3-3	1-1	14-37
1 in double-digits:	0-0	0-0	2-6
0 in double-digits:	0-0	0-0	0-2
On Mondays:	0-0	0-0	3-8
On Tuesdays:	0-2	0-0	3-12
On Wednesdays:	3-0	0-0	10-9
On Thursdays:	4-0	3-0	8-12
On Fridays:	3-3	2-1	11-9
On Saturdays:	4-4	1-3	23-29
On Sundays:	0-2	0-2	4-10
In November:	5-2	0-0	13-19
In December:	3-5	0-2	13-27
In January:	5-2	5-2	22-18
In February:	1-2	1-2	13-20
In March:	0-0	0-0	1-4

TIMES LED						GAMES WITH								TOTAL	
Player	Pts.	Reb.	Ast.	Stl.	Blk.	10+ Pts.	20+ Pts.	10+ Reb.	3+ Ast.	3+ Blk.	3+ Stl.	3+ 3's	Dunks	Dbl-Dbls	
0-Minnett	4/7	0/0	6/8	6/7	0/1	15/22	3/3	0/0	8/9	0/0	2/2	8/14	0/0	0/0	
2-Kemp	0/0	0/0	0/0	0/0	0/0	0/0	0/0	0/0	0/0	0/0	0/0	0/0	1/1	0/0	
4-Hansen	0/0	0/0	1/1	0/0	1/1	2/2	0/0	0/0	0/0	0/0	0/0	0/0	0/0	0/0	
5-Justice	18/18	0/0	10/10	8/8	0/0	23/23	13/13	0/0	13/13	0/0	4/4	13/13	0/0	0/0	
10-Rogers	0/0	0/0	3/18	5/7	0/1	4/7	0/0	0/0	8/23	0/0	2/2	1/2	1/3	0/0	
11-Kenyon	0/0	0/0	0/0	0/0	0/0	0/0	0/0	0/0	0/0	0/0	0/0	0/0	2/2	0/0	
15-Ismael	0/0	3/3	1/1	0/0	6/6	8/8	0/0	1/1	2/2	0/0	0/0	0/0	3/3	1/1	
22-McCall	3/9	7/21	7/22	5/29	2/11	7/20	0/2	2/5	8/25	0/0	4/11	0/3	21/43	0/0	
23-Weatherford	0/0	1/1	9/9	9/9	0/0	6/6	1/1	0/0	13/13	0/0	3/3	0/0	1/1	0/0	
24-Hall	0/3	5/30	4/5	3/12	12/41	12/36	0/2	3/12	5/8	3/7	2/3	0/0	14/25	3/8	
25-Johnson	0/0	1/1	0/0	0/0	0/0	0/0	0/0	0/0	1/1	0/0	0/0	0/0	0/0	0/0	
32-Goss	1/1	13/16	1/2	4/7	11/15	7/8	0/0	7/8	1/2	1/2	0/0	0/0	23/37	3/3	
55-Alston	0/0	0/0	0/0	0/0	0/0	0/0	0/0	0/0	0/0	0/0	0/0	0/0	0/0	0/0	

totals listed by season/career

SPECIALTY STATS (IUPUI/OPP)

PP = Points in the Paint; POT = Points off Turnover; 2nd = 2nd Chance Points; BP = Bench Points

Opponent	Result	PP	POT	2nd	BP	Lead	Largest	Largest	Lead	Deficit	Changes	Ties
#Central State	W, 86-52	30/10	19/8	10/1	46/21	39	---	0	0	0	0	0
at Xavier	L, 69-82	16/36	10/19	4/11	41/14	2	18	2	2	2	2	2
Eastern Illinois	W, 71-65	22/24	11/12	11/11	20/10	14	2	4	4	4	4	4
at Boston College	W, 76-69	26/20	22/13	12/8	16/8	7	14	6	5	6	5	5
at Richmond	L, 70-78	38/38	18/18	7/2	18/0	13	14	3	1	3	1	1
vs. St. Francis (NY)	W, 68-48	40/24	21/10	8/2	19/18	21	---	0	0	0	0	0
vs. Grambling St.	W, 80-69	32/28	24/15	12/9	31/29	23	3	6	2	6	2	2
Bradley	W, 85-73	36/26	6/21	5/6	24/28	15	1	4	2	4	2	2
Ball State	L, 75-85	36/36	23/24	12/14	24/24	3	12	9	2	9	2	2
IU Kokomo	W, 95-64	44/30	18/10	17/9	46/36	34	3	4	6	4	6	6
IU Northwest	W, 116-79	56/28	19/14	8/11	66/11	37	---	0	0	0	0	0
Western Illinois	W, 82-68	32/28	18/9	8/10	24/14	14	9	9	9	9	9	9
at Purdue Fort Wayne	L, 77-87	30/34	17/12	6/9	23/23	10	13	1	0	13	1	0
at Morehead State	L, 70-74	34/32	20/10	10/14	22/16	6	15	8	3	15	8	3
at Northern Ky.	L, 77-92	42/34	26/14	9/15	41/24	2	22	1	1	22	1	1
at Wright State	L, 64-72	36/36	8/20	11/2	23/26	4	13	1	2	13	1	2
at UIC	W, 66-64	20/18	9/16	8/3	15/11	11	4	4	4	4	4	4
Cleveland St.	W, 90-74	50/36	13/30	14/11	35/41	24	3	4	2	3	4	2
Youngstown St.	L, 76-82	42/38	18/11	15/12	26/29	5	13	7	8	13	7	8
at Green Bay	W, 76-70	38/32	20/23	9/6	16/16	8	8	5	2	8	5	2
at Milwaukee	L, 57-64	24/16	11/16	11/8	18/12	3	11	2	2	11	2	2
Oakland	W, 73-71	40/30	16/26	20/14	20/4	12	6	7	9	6	7	9
Detroit Mercy	W, 80-65	30/28	18/9	5/0	34/18	23	4	5	4	4	5	4
Northern Ky.	W, 83-77	40/40	20/16	9/9	26/13	10	13	1	4	13	1	4
Wright State	L, 74-79	30/32	13/14	13/7	29/26	3	21	6	4	21	6	4
UIC	L, 75-76	30/34	23/15	17/6	40/25	1	18	7	3	18	7	3
at Youngstown St.												
at Cleveland St.												
Milwaukee												
Green Bay												
at Detroit Mercy												
at Oakland												
HL Quarters												
HL Semis												
HL Championship												
Season Highs		56/40	26/30	20/15	66/41	34	22	9	9	22	9	9
Season Lows		16/16	6/9	4/0	15/0	-	-	-	-	-	-	-
Totals		864/758	422/397	261/209	697/476	-	-	106	81	-	-	-
Averages		34.6/30.3	16.9/15.9	10.4/8.4	27.9/19.0	-	-	4.2	3.2	-	-	-

WIN/LOSS MARGINS

Wins	2	3	1	4	2	2								
Margin	1	2	3	4	5	6	7	8	9	10	11-15	16-20	21-29	30+
Losses	1			1	1	1	1	2		2	2			

2018-2019 IUPUI STATISTICS

IUPUI Basketball IUPUI Combined Team Statistics (as of Feb 09, 2019) All games



RECORD:	OVERALL	HOME	AWAY	NEUTRAL
ALL GAMES	14-11	9-4	3-7	2-0
CONFERENCE	6-6	4-3	2-3	0-0
NON-CONFERENCE	8-5	5-1	1-4	2-0

#	Player	gp-gs	min	avg	Total		3-Point		F-Throw		Rebounds				pf	dq	a	to	blk	stl	pts	avg
					fg-fga	fg%	3fg-fga	3fg%	ft-fa	ft%	off	def	tot	avg								
05	JUSTICE, Camron	25-25	787	31.5	152-345	.441	68-188	.362	112-132	.848	8	67	75	3.0	55	2	72	63	0	30	484	19.4
00	MINNETT, Jaylen	25-0	579	23.2	98-267	.367	58-177	.328	37-42	.881	5	40	45	1.8	39	0	43	40	0	21	291	11.6
24	HALL, Evan	24-24	556	23.2	104-201	.517	0-0	.000	22-69	.319	52	84	136	5.7	65	2	34	47	29	16	230	9.6
22	McCALL, D.J.	25-25	703	28.1	67-158	.424	6-22	.273	43-61	.705	51	95	146	5.8	53	1	57	49	6	32	183	7.3
32	GOSS, Elyjah	25-25	610	24.4	66-130	.508	6-22	.273	39-56	.696	50	117	167	6.7	47	0	21	25	21	18	177	7.1
15	ISMAIL, Ahmed	25-1	389	15.6	61-107	.570	2-3	.667	49-73	.671	44	70	114	4.6	68	4	16	35	14	3	173	6.9
23	WEATHERFORD, Gra	25-25	642	25.7	51-100	.510	5-13	.385	44-59	.746	22	52	74	3.0	68	3	65	39	2	32	151	6.0
10	ROGERS, Nick	25-0	392	15.7	39-82	.476	18-48	.375	25-37	.676	7	23	30	1.2	28	0	37	30	0	18	121	4.8
02	KEMP, Jakoby	4-0	18	4.5	5-5	1.000	0-0	.000	5-6	.833	1	3	4	1.0	1	0	1	2	1	1	15	3.8
04	HANSEN, Jack	25-0	249	10.0	24-72	.333	11-37	.297	19-21	.905	12	31	43	1.7	28	0	11	10	3	5	78	3.1
11	KENYON, Brandon	7-0	42	6.0	6-16	.375	0-4	.000	6-9	.667	2	6	8	1.1	6	1	1	1	2	2	18	2.6
55	ALSTON, Daniel	4-0	8	2.0	1-2	.500	0-1	.000	0-0	.000	0	1	1	0.3	0	0	0	2	0	0	2	0.5
25	JOHNSON, Trevor	6-0	26	4.3	1-5	.200	0-2	.000	0-0	.000	0	7	7	1.2	2	0	4	3	1	0	2	0.3
Team											44	38	82				10					
Total.....		25	5001		675-1490	.453	174-517	.337	401-565	.710	298	634	932	37.3	460	13	362	356	79	178	1925	77.0
Opponents.....		25	5001		643-1450	.443	197-563	.350	344-486	.708	231	592	823	32.9	486	14	325	364	107	176	1827	73.1

TEAM STATISTICS	IUPUI	OPP
SCORING	1925	1827
Points per game	77.0	73.1
Scoring margin	+3.9	-
FIELD GOALS-ATT	675-1490	643-1450
Field goal pct	.453	.443
3 POINT FG-ATT	174-517	197-563
3-point FG pct	.337	.350
3-pt FG made per game	7.0	7.9
FREE THROWS-ATT	401-565	344-486
Free throw pct	.710	.708
F-Throws made per game	16.0	13.8
REBOUNDS	932	823
Rebounds per game	37.3	32.9
Rebounding margin	+4.4	-
ASSISTS	362	325
Assists per game	14.5	13.0
TURNOVERS	356	364
Turnovers per game	14.2	14.6
Turnover margin	+0.3	-
Assist/turnover ratio	1.0	0.9
STEALS	178	176
Steals per game	7.1	7.0
BLOCKS	79	107
Blocks per game	3.2	4.3
ATTENDANCE	17347	38329
Home games-Avg/Game	13-1334	10-3678
Neutral site-Avg/Game	-	2-772

Date	Opponent	Score	Att.
11/06/18	at Xavier	L 69-82	10224
11/10/18	EASTERN ILL.	w 71-65	1350
\$ 11/14/18	at Boston College	w 76-69	3244
\$ 11/16/18	at Richmond	L 70-78	5015
& 11/23/18	vs St. Francis Brooklyn	w 68-48	910
& 11/24/18	vs Grambling State	w 80-69	635
11/28/18	BRADLEY	w 85-73	1383
12/01/18	BALL ST.	L 75-85	2150
12/06/18	IND.-KOKOMO	w 95-64	1287
12/12/18	IND.-NORTHWEST	w 116-79	927
12/15/18	WESTERN ILL.	w 82-68	980
12/18/18	at Purdue Fort Wayne	L 77-87	1984
12/21/18	at Morehead State	L 70-74	2874
* 12/28/18	at Northern Ky.	L 77-92	3303
* 12/30/18	at Wright State	L 64-72	3795
* 01/04/19	at UIC	w 66-64	2077
* 01/10/19	CLEVELAND ST.	w 90-74	1191
* 01/12/19	YOUNGSTOWN ST.	L 76-82	890
* 01/17/19	at Green Bay	w 76-70	2655
* 01/19/19	at Milwaukee	L 57-64	1613
* 01/24/19	OAKLAND	w 73-71	2285
* 01/26/19	DETROIT MERCY	w 80-65	1482
* 02/01/19	NORTHERN KY.	w 83-77	1169
* 02/03/19	WRIGHT ST.	L 74-79	1112
* 02/09/19	UIC	L 75-76	1141

\$ = Fort Myers Tip-Off (campus sites)

& - Fort Myers Tip-Off (Niagara, N.Y.)

* = Horizon League game

Score by Periods	1st	2nd	Totals
IUPUI	908	1017	1925
Opponents	884	943	1827

2018-2019 IUPUI HORIZON LEAGUE ONLY STATISTICS

IUPUI Basketball IUPUI Combined Team Statistics (as of Feb 09, 2019) Conference games only



RECORD:	OVERALL	HOME	AWAY	NEUTRAL
ALL GAMES	6-6	4-3	2-3	0-0
CONFERENCE	6-6	4-3	2-3	0-0
NON-CONFERENCE	0-0	0-0	0-0	0-0

#	Player	gp-gs	min	avg	Total		3-Point		F-Throw		Rebounds				pf	dq	a	to	blk	stl	pts	avg
					fg-fga	fg%	3fg-fga	3fg%	ft-fa	ft%	off	def	tot	avg								
05	JUSTICE, Camron	12-12	392	32.7	67-160	.419	32-89	.360	45-56	.804	4	36	40	3.3	26	0	39	37	0	17	211	17.6
00	MINNETT, Jaylen	12-0	283	23.6	46-128	.359	29-87	.333	24-27	.889	1	20	21	1.8	20	0	21	22	0	9	145	12.1
24	HALL, Evan	12-12	300	25.0	55-100	.550	0-0	.000	10-27	.370	23	48	71	5.9	30	1	21	19	14	8	120	10.0
22	McCALL, D.J.	12-12	345	28.8	38-88	.432	4-13	.308	30-39	.769	27	52	79	6.6	28	1	24	25	3	16	110	9.2
15	ISMAIL, Ahmed	12-0	189	15.8	32-56	.571	1-2	.500	18-28	.643	28	23	51	4.3	28	2	8	12	7	2	83	6.9
32	GOSS, Elyjah	12-12	288	24.0	26-57	.456	1-8	.125	19-27	.704	25	50	75	6.3	27	0	10	16	10	9	72	6.0
10	ROGERS, Nick	12-0	205	17.1	21-46	.457	7-23	.304	14-21	.667	6	10	16	1.3	16	0	19	15	0	14	63	5.3
23	WEATHERFORD, Gra	12-12	303	25.3	20-43	.465	2-6	.333	13-18	.722	13	21	34	2.8	33	2	28	23	1	17	55	4.6
04	HANSEN, Jack	12-0	90	7.5	10-29	.345	2-11	.182	10-11	.909	5	9	14	1.2	6	0	3	2	0	3	32	2.7
11	KENYON, Brandon	1-0	1	1.0	0-1	.000	0-1	.000	0-0	.000	0	0	0	0.0	0	0	0	0	0	0	0	0.0
02	KEMP, Jakoby	1-0	1	1.0	0-0	.000	0-0	.000	0-0	.000	0	0	0	0.0	0	0	0	0	0	0	0	0.0
55	ALSTON, Daniel	1-0	1	1.0	0-0	.000	0-0	.000	0-0	.000	0	1	1	1.0	0	0	0	1	0	0	0	0.0
25	JOHNSON, Trevor	2-0	3	1.5	0-1	.000	0-0	.000	0-0	.000	0	0	0	0.0	0	0	0	1	0	0	0	0.0
Team											24	16	40					7				
Total.....		12	2401		315-709	.444	78-240	.325	183-254	.720	156	286	442	36.8	214	6	173	180	35	95	891	74.2
Opponents.....		12	2401		312-687	.454	105-282	.372	157-213	.737	107	268	375	31.3	228	5	174	174	55	94	886	73.8

TEAM STATISTICS	IUPUI	OPP
SCORING	891	886
Points per game	74.2	73.8
Scoring margin	+0.4	-
FIELD GOALS-ATT	315-709	312-687
Field goal pct	.444	.454
3 POINT FG-ATT	78-240	105-282
3-point FG pct	.325	.372
3-pt FG made per game	6.5	8.8
FREE THROWS-ATT	183-254	157-213
Free throw pct	.720	.737
F-Throws made per game	15.3	13.1
REBOUNDS	442	375
Rebounds per game	36.8	31.3
Rebounding margin	+5.6	-
ASSISTS	173	174
Assists per game	14.4	14.5
TURNOVERS	180	174
Turnovers per game	15.0	14.5
Turnover margin	-0.5	-
Assist/turnover ratio	1.0	1.0
STEALS	95	94
Steals per game	7.9	7.8
BLOCKS	35	55
Blocks per game	2.9	4.6
ATTENDANCE	9270	13443
Home games-Avg/Game	7-1324	5-2689
Neutral site-Avg/Game	-	0-0

Date	Opponent		Score	Att.
* 12/28/18	at Northern Ky.	L	77-92	3303
* 12/30/18	at Wright State	L	64-72	3795
* 01/04/19	at UIC	W	66-64	2077
* 01/10/19	CLEVELAND ST.	W	90-74	1191
* 01/12/19	YOUNGSTOWN ST.	L	76-82	890
* 01/17/19	at Green Bay	W	76-70	2655
* 01/19/19	at Milwaukee	L	57-64	1613
* 01/24/19	OAKLAND	W	73-71	2285
* 01/26/19	DETROIT MERCY	W	80-65	1482
* 02/01/19	NORTHERN KY.	W	83-77	1169
* 02/03/19	WRIGHT ST.	L	74-79	1112
* 02/09/19	UIC	L	75-76	1141

\$ = Fort Myers Tip-Off (campus sites)

& - Fort Myers Tip-Off (Niagara, N.Y.)

* = Horizon League game

SIGNING DAY

IUPUI inked three during the early signing period as all three will be true freshmen ,beginning next season.

Mike DePersia (Cherry Hill, N.J./Haddonfield HS)

-5-foot-10 guard helped Haddonfield to a New Jersey Group 2 state championship as a junior. Averaged better than 13 points per game as a junior and has amassed more than 1,000 points in his high school career.

Calvin Temple (Olive Branch, Miss./Center Hill HS)

-6-foot-1 guard averaged 13.1 points and shot 46 percent from three as a junior at Aspire (Ky.) Academy. This season, he's helped Center Hill (Miss.) High School to a 4-0 start while averaging 22.5 points, 5.0 rebounds and 6.0 assists per game. He was named to the Clarion Ledger's Dandy Dozen before the season, touting the top 12 players from the state of Mississippi.

Taeivon White (Prosper, Texas/Prosper HS/Pro Holmes Sports Academy)

-6-foot-7 forward averaged 6.5 points and 7.0 rebounds per game as a senior at Prosper (Texas) High School, earning first team all-district honors. He now attends Pro Holmes Sports (Fla.) Academy as a postgraduate prep.

Score by Periods	1st	2nd	Totals
IUPUI	397	494	891
Opponents	415	471	886

2018-2019 STATISTICAL SPLITS

Wins (14 total)

#	Player	gp-gs	min	avg	Total		3-Point		F-Throw		Rebounds				pf	dq	a	to	blk	stl	pts	avg
					fg-fga	fg%	3fg-fga	3fg%	ft-fa	ft%	off	def	tot	avg								
05	JUSTICE, Camron	14-14	445	31.8	90-188	.479	45-103	.437	76-85	.894	5	42	47	3.4	21	0	48	34	0	17	301	21.5
00	MINNETT, Jaylen	14-0	304	21.7	53-129	.411	30-86	.349	21-24	.875	1	29	30	2.1	21	0	21	21	0	12	157	11.2
24	HALL, Evan	14-14	338	24.1	66-122	.541	0-0	.000	12-43	.279	33	57	90	6.4	38	1	22	28	17	7	144	10.3
32	GOSS, Elyjah	14-14	365	26.1	47-86	.547	5-15	.333	25-32	.781	31	74	105	7.5	31	0	13	17	12	11	124	8.9
22	McCALL, D.J.	14-14	390	27.9	40-84	.476	4-13	.308	32-42	.762	30	50	80	5.7	26	0	36	36	2	17	116	8.3
15	ISMAIL, Ahmed	14-0	200	14.3	39-61	.639	2-2	1.000	24-37	.649	26	39	65	4.6	41	2	12	16	10	3	104	7.4
23	WEATHERFORD, Gra	14-14	324	23.1	21-40	.525	2-5	.400	20-26	.769	7	25	32	2.3	35	2	45	24	1	19	64	4.6
10	ROGERS, Nick	14-0	226	16.1	17-44	.386	10-29	.345	19-30	.633	2	17	19	1.4	13	0	20	18	0	9	63	4.5
02	KEMP, Jakoby	4-0	18	4.5	5-5	1.000	0-0	.000	5-6	.833	1	3	4	1.0	1	0	1	2	1	1	15	3.8
04	HANSEN, Jack	14-0	132	9.4	13-39	.333	4-17	.235	8-8	1.000	3	19	22	1.6	11	0	6	7	1	0	38	2.7
11	KENYON, Brandon	6-0	26	4.3	4-11	.364	0-3	.000	3-6	.500	2	5	7	1.2	1	0	1	0	2	2	11	1.8
55	ALSTON, Daniel	4-0	8	2.0	1-2	.500	0-1	.000	0-0	.000	0	1	1	0.3	0	0	0	2	0	0	2	0.5
25	JOHNSON, Trevor	4-0	24	6.0	1-5	.200	0-2	.000	0-0	.000	0	7	7	1.8	2	0	4	3	1	0	2	0.5
Team											21	24	45					7				
Total.....		14	2800		397-816	.487	102-276	.370	245-339	.723	162	392	554	39.6	241	5	229	215	47	98	1141	81.5
Opponents.....		14	2800		341-832	.410	108-331	.326	166-246	.675	132	302	434	31.0	286	10	159	208	49	105	956	68.3

Losses (11 total)

#	Player	gp-gs	min	avg	Total		3-Point		F-Throw		Rebounds				pf	dq	a	to	blk	stl	pts	avg
					fg-fga	fg%	3fg-fga	3fg%	ft-fa	ft%	off	def	tot	avg								
05	JUSTICE, Camron	11-11	342	31.1	62-157	.395	23-85	.271	36-47	.766	3	25	28	2.5	34	2	24	29	0	13	183	16.6
00	MINNETT, Jaylen	11-0	275	25.0	45-138	.326	28-91	.308	16-18	.889	4	11	15	1.4	18	0	22	19	0	9	134	12.2
24	HALL, Evan	10-10	218	21.8	38-79	.481	0-0	.000	10-26	.385	19	27	46	4.6	27	1	12	19	12	9	86	8.6
23	WEATHERFORD, Gra	11-11	318	28.9	30-60	.500	3-8	.375	24-33	.727	15	27	42	3.8	33	1	20	15	1	13	87	7.9
11	KENYON, Brandon	1-0	16	16.0	2-5	.400	0-1	.000	3-3	1.000	0	1	1	1.0	5	1	0	1	0	0	7	7.0
15	ISMAIL, Ahmed	11-1	189	17.2	22-46	.478	0-1	.000	25-36	.694	18	31	49	4.5	27	2	4	19	4	0	69	6.3
22	McCALL, D.J.	11-11	313	28.5	27-74	.365	2-9	.222	11-19	.579	21	45	66	6.0	27	1	21	13	4	15	67	6.1
10	ROGERS, Nick	11-0	166	15.1	22-38	.579	8-19	.421	6-7	.857	5	6	11	1.0	15	0	17	12	0	9	58	5.3
32	GOSS, Elyjah	11-11	245	22.3	19-44	.432	1-7	.143	14-24	.583	19	43	62	5.6	16	0	8	8	9	7	53	4.8
04	HANSEN, Jack	11-0	117	10.6	11-33	.333	7-20	.350	11-13	.846	9	12	21	1.9	17	0	5	3	2	5	40	3.6
25	JOHNSON, Trevor	2-0	2	1.0	0-0	.000	0-0	.000	0-0	.000	0	0	0	0.0	0	0	0	0	0	0	0	0.0
Team											23	14	37					3				
Total.....		11	2201		278-674	.412	72-241	.299	156-226	.690	136	242	378	34.4	219	8	133	141	32	80	784	71.3
Opponents.....		11	2201		302-618	.489	89-232	.384	178-240	.742	99	290	389	35.4	200	4	166	156	58	71	871	79.2

Home (9-4)

#	Player	gp-gs	min	avg	Total		3-Point		F-Throw		Rebounds				pf	dq	a	to	blk	stl	pts	avg
					fg-fga	fg%	3fg-fga	3fg%	ft-fa	ft%	off	def	tot	avg								
05	JUSTICE, Camron	13-13	418	32.2	79-169	.467	39-94	.415	58-70	.829	4	33	37	2.8	28	1	49	32	0	11	255	19.6
00	MINNETT, Jaylen	13-0	308	23.7	57-145	.393	31-93	.333	22-24	.917	0	21	21	1.6	13	0	26	22	0	11	167	12.8
24	HALL, Evan	13-13	302	23.2	56-95	.589	0-0	.000	9-38	.237	29	45	74	5.7	34	0	21	20	17	11	121	9.3
15	ISMAIL, Ahmed	13-0	194	14.9	41-66	.621	2-2	1.000	32-48	.667	24	36	60	4.6	35	3	9	17	11	3	116	8.9
32	GOSS, Elyjah	13-13	312	24.0	40-73	.548	2-10	.200	24-28	.857	23	54	77	5.9	25	0	12	12	11	9	106	8.2
22	McCALL, D.J.	13-13	359	27.6	35-89	.393	4-16	.250	23-33	.697	26	59	85	6.5	30	1	36	27	5	14	97	7.5
23	WEATHERFORD, Gra	13-13	311	23.9	26-42	.619	3-5	.600	27-38	.711	14	23	37	2.8	35	2	36	21	1	15	82	6.3
10	ROGERS, Nick	13-0	210	16.2	23-49	.469	12-33	.364	16-26	.615	2	13	15	1.2	13	0	23	16	0	14	74	5.7
02	KEMP, Jakoby	3-0	15	5.0	5-5	1.000	0-0	.000	5-6	.833	1	3	4	1.3	1	0	1	1	1	0	15	5.0
11	KENYON, Brandon	4-0	23	5.8	4-10	.400	0-3	.000	2-4	.500	2	3	5	1.3	1	0	1	0	2	1	10	2.5
04	HANSEN, Jack	13-0	117	9.0	9-32	.281	2-12	.167	8-8	1.000	5	14	19	1.5	10	0	5	5	1	1	28	2.2
55	ALSTON, Daniel	3-0	7	2.3	1-2	.500	0-1	.000	0-0	.000	0	1	1	0.3	0	0	0	2	0	0	2	0.7
25	JOHNSON, Trevor	4-0	24	6.0	1-5	.200	0-2	.000	0-0	.000	0	7	7	1.8	2	0	4	3	1	0	2	0.5
Team											23	18	41					5				
Total.....		13	2600		377-782	.482	95-271	.351	226-323	.700	153	330	483	37.2	227	7	223	183	50	90	1075	82.7
Opponents.....		13	2600		347-780	.445	110-306	.359	154-225	.684	126	291	417	32.1	271	10	172	192	40	90	958	73.7

Road/Neutral (5-7)

Road/Neutral (5-7)			Total				3-Point		F-Throw		Rebounds															
#	Player	gp-gs	min	avg	fg-fga	fg%	3fg-fga	3fg%	ft-fa	ft%	off	def	tot	avg	pf	dq	a	to	blk	stl	pts	avg				
05	JUSTICE, Camron	12-12	369	30.8	73-176	.415	29-94	.309	54-62	.871	4	34	38	3.2	27	1	23	31	0	19	229	19.1				
00	MINNETT, Jaylen	12-0	271	22.6	41-122	.336	27-84	.321	15-18	.833	5	19	24	2.0	26	0	17	18	0	10	124	10.3				
24	HALL, Evan	11-11	254	23.1	48-106	.453	0-0	.000	13-31	.419	23	39	62	5.6	31	2	13	27	12	5	109	9.9				
22	McCALL, D.J.	12-12	344	28.7	32-69	.464	2-6	.333	20-28	.714	25	36	61	5.1	23	0	21	22	1	18	86	7.2				
32	GOSS, Elyjah	12-12	298	24.8	26-57	.456	4-12	.333	15-28	.536	27	63	90	7.5	22	0	9	13	10	9	71	5.9				
23	WEATHERFORD, Gra	12-12	331	27.6	25-58	.431	2-8	.250	17-21	.810	8	29	37	3.1	33	1	29	18	1	17	69	5.8				
15	ISMAIL, Ahmed	12-1	195	16.3	20-41	.488	0-1	.000	17-25	.680	20	34	54	4.5	33	1	7	18	3	0	57	4.8				
04	HANSEN, Jack	12-0	132	11.0	15-40	.375	9-25	.360	11-13	.846	7	17	24	2.0	18	0	6	5	2	4	50	4.2				
10	ROGERS, Nick	12-0	182	15.2	16-33	.485	6-15	.400	9-11	.818	5	10	15	1.3	15	0	14	14	0	4	47	3.9				
11	KENYON, Brandon	3-0	19	6.3	2-6	.333	0-1	.000	4-5	.800	0	3	3	1.0	5	1	0	1	0	1	8	2.7				
55	ALSTON, Daniel	1-0	1	1.0	0-0	.000	0-0	.000	0-0	.000	0	0	0	0.0	0	0	0	0	0	0	0	0.0				
25	JOHNSON, Trevor	2-0	2	1.0	0-0	.000	0-0	.000	0-0	.000	0	0	0	0.0	0	0	0	0	0	0	0	0.0				
02	KEMP, Jakoby	1-0	3	3.0	0-0	.000	0-0	.000	0-0	.000	0	0	0	0.0	0	0	0	1	0	1	0	0.0				
Team											21	20	41				5									
Total.....		12	2401		298-708	.421	79-246	.321	175-242	.723	145	304	449	37.4	233	6	139	173	29	88	850	70.8				
Opponents.....		12	2401		296-670	.442	87-257	.339	190-261	.728	105	301	406	33.8	215	4	153	172	67	86	869	72.4				

2018-2019 INDIVIDUAL SUPERLATIVES

	IUPUI	Opponent
Points	30- Justice at UIC (1/4)	31- Jacob Gilyard at Richmond (11/16/18)
Field Goals Made	11- Justice vs. Ball State (12/1/18)	12- Jacob Gilyard at Richmond (11/16/18)
Field Goals Attempted	20- three times	20- Jaevin Cumberland vs. Oakland (1/24/19)
Highest FG Pct. (min. 5 made)	1.000 (5-5)- Weatherford vs. Eastern Ill. (11/10/18)	.857 (6-7)- Malek Green at Morehead State (12/21/18)
3-Pt Field Goals Made	6- twice	6- three times
3-Pt Field Goals Attempted	13- twice	13- three times
3-Pt FG Pct. (min. 3 made)	.857 (6-7)- Minnett vs. IU Northwest (12/12/18)	1.000 (3-3)- Darius Roy at Milwaukee (1/19/19)
Free Throws Made	15- Justice vs. Bradley (11/28/18)	10- Cole Gentry at Wright State (12/30/18)
Free Throws Attempted	15- Justice vs. Bradley (11/28/18)	12- Ivy Smith vs. Grambling State (11/24/18)
Free Throw Pct. (min. 5 made)	1.000 (15-15)- Justice vs. Bradley (11/28/18)	1.000 (10-10)- Cole Gentry at Wright State (12/30/18)
Offensive Rebounds	6- twice	8- Axel Mpoyo vs. Grambling State (11/24/18)
Defensive Rebounds	12- McCall vs. Wright State (2/3/19)	10- Drew McDonald at Northern Kentucky (12/28/18)
Total Rebounds	16- McCall vs. Wright State (2/3/19)	12- Drew McDonald at Northern Kentucky (12/28/18)
Assists	7- twice	9- A.J. Hicks at Morehead State (12/21/18)
Turnovers	5- four times	8- Tyree Appleby vs. Cleveland State (1/10/19)
Blocked Shots	4- Goss vs. Oakland (1/24/19)	5- Zach Hankins at Xavier (11/6/18)
Steals	5- McCall at Green Bay (1/17/19)	5- Braden Norris vs. Oakland (1/24/19)
Minutes Played (regulation game)	37- Justice vs. Western Illinois (12/15/18)	40- twice
Minutes Played (OT game)		

2018-2019 TEAM SUPERLATIVES

IUPUI High	IUPUI Low	Statistical Category	Opponent High	Opponent Low
116 - IU Northwest (12/12)	57 - at Milwaukee (1/19)	Points	92 - at Northern Ky. (12/28)	48 - vs. St. Francis (NY) (11/23)
54 - IU Northwest (12/12)	21 - at Milwaukee (1/19)	1st Half Points	51 - at Northern Ky. (12/28)	22 - at Milwaukee (1/19)
62 - IU Northwest (12/12)	32 - at Wright State (12/30)	2nd Half Points	49 - at Richmond (11/16)	25 - vs. St. Francis (NY) (11/23)
43 - IU Northwest (12/12)	20 - three times	Field Goals	32 - IU Northwest (12/12)	18 - vs. St. Francis (NY) (11/23)
68 - twice	49 - Bradley (11/28)	Field Goal Attempts	79 - IU Northwest (12/12)	46 - at Boston Coll. (11/14)
.672 - IU Northwest (12/12)	.353 - at Morehead St. (12/21)	FG Percentage	.560 - Ball State (12/1)	.340 - vs. St. Francis (NY) (11/23)
11 - twice	2 - vs. St. Francis (NY) (11/23)	3-Point Field Goals	12 - twice	4 - twice
27 - at Xavier (11/6)	13 - twice	3-Point Field Goal Att.	36 - Oakland (1/24)	14 - vs. Grambling St. (11/24)
.615 - at UIC (1/4)	.154 - vs. St. Francis (NY) (11/23)	3-Point FG Percentage	.476 - UIC (2/9)	.238 - Cleveland St. (1/10)
29 - Bradley (11/28)	7 - at Richmond (11/16)	Free Throws	25 - at Northern Ky. (12/28)	3 - Oakland (1/24)
39 - Bradley (11/28)	11 - at Milwaukee (1/19)	Free Throw Attempts	30 - Ball State (12/1)	7 - Oakland (1/24)
.867 - Detroit Mercy (1/26)	.500 - at Richmond (11/16)	Free Throw Percentage	.909 - at Milwaukee (1/19)	.429 - Oakland (1/24)
18 - twice	5 - vs. St. Francis (NY) (11/23)	Offensive Rebounds	19 - vs. Grambling St. (11/24)	3 - Detroit Mercy (1/26)
38 - IU Kokomo (12/6)	17 - at Northern Ky. (12/28)	Defensive Rebounds	32 - at Morehead St. (12/21)	13 - Cleveland St. (1/10)
52 - IU Kokomo (12/6)	27 - Ball State (12/1)	Total Rebounds	45 - at Morehead St. (12/21)	22 - Cleveland St. (1/10)
24 - three times	12 - at Milwaukee (1/19)	Fouls	28 - Bradley (11/28)	13 - twice
26 - twice	7 - vs. St. Francis (NY) (11/23)	Assists	20 - Youngstown St. (1/12)	4 - vs. St. Francis (NY) (11/23)
24 - at Green Bay (1/17)	7 - Western Illinois (12/15)	Turnovers	23 - Ball State (12/1)	8 - at Wright State (12/30)
7 - twice	0 - at Wright State (12/30)	Blocked Shots	10 - at UIC (1/4)	0 - IU Kokomo (12/6)
12 - twice	2 - Western Illinois (12/15)	Steals	15 - at Green Bay (1/17)	2 - at Morehead St. (12/21)

2018-2019 GAME-BY-GAME LEADERS / STARTING FIVES

Opponent	Starting 5	Points	Rebounds	Assists	Blocks	Steals
#Central State	Goss-Hall-Johnson-Justice-Weatherford	Justice/Minnett (19)	Hall (12)	Justice (5)	Ismail (2)	Rogers (3)
at Xavier	Goss-Ismail-Justice-McCall-Weatherford	Minnett (21)	Goss (8)	McCall (5)	Goss (2)	4 tied w/ (1)
Eastern Illinois	Goss-Hall-Justice-McCall-Weatherford	Justice (21)	Goss (10)	McCall (5)	Goss (2)	Rogers (2)
at Boston College	Goss-Hall-Justice-McCall-Weatherford	Justice (29)	Goss/Hall (10)	Justice/Weatherford (3)	Hall (2)	Justice (3)
at Richmond	Goss-Hall-Justice-McCall-Weatherford	Justice (14)	Goss/McCall (6)	Minnett/Weatherford (3)	Goss/Hall (2)	Goss/Minnett (2)
vs. St. Francis (NY)	Goss-Hall-Justice-McCall-Weatherford	Justice (17)	Goss (11)	7 tied w/ (1)	Hall/Ismail (1)	McCall/Weatherford (3)
vs. Grambling St.	Goss-Hall-Justice-McCall-Weatherford	Justice (23)	Ismail (10)	Weatherford (5)	Goss (1)	Weatherford (2)
Bradley	Goss-Hall-Justice-McCall-Weatherford	Justice (27)	Goss/McCall (6)	Minnett (4)	Hall/Ismail (2)	Weatherford (2)
Ball State	Goss-Hall-Justice-McCall-Weatherford	Justice (28)	Goss (6)	Hall (5)	McCall (1)	Hall/McCall (4)
IU Kokomo	Goss-Hall-Justice-McCall-Weatherford	Justice (18)	McCall (10)	McCall/Weatherford (5)	Hall (2)	Justice (2)
IU Northwest	Goss-Hall-Justice-McCall-Weatherford	Minnett (28)	Hall/Johnson (6)	Justice/Weatherford (6)	Hall (3)	Weatherford (2)
Western Illinois	Goss-Hall-Justice-McCall-Weatherford	Justice (20)	Goss (10)	Justice (7)	Goss (2)	Hall/Justice (1)
at Purdue FW	Goss-Hall-Justice-McCall-Weatherford	Justice (25)	Weatherford (6)	Weatherford (3)	3 tied w/ (1)	McCall (3)
at Morehead St.	Goss-Hall-Justice-McCall-Weatherford	Justice (20)	Goss (9)	3 tied w/ (3)	Goss (2)	Minnett (3)
at Northern Ky.	Goss-Hall-Justice-McCall-Weatherford	Minnett (14)	McCall (6)	Justice (4)	Goss/McCall (1)	Justice (2)
at Wright State	Goss-Hall-Justice-McCall-Weatherford	Justice (17)	McCall (8)	Rogers (3)	none	Weatherford (3)
at UIC	Goss-Hall-Justice-McCall-Weatherford	Justice (30)	Goss (11)	Weatherford (5)	Goss/Ismail (1)	Justice/Weatherford (2)
Cleveland St.	Goss-Hall-Justice-McCall-Weatherford	Goss (16)	Goss (13)	Justice (6)	Goss/Ismail (1)	3 tied w/ (2)
Youngstown St.	Goss-Hall-Justice-McCall-Weatherford	McCall (14)	Ismail (7)	3 tied w/ (3)	Hall (3)	5 tied w/ (1)
at Green Bay	Goss-Hall-Justice-McCall-Weatherford	McCall (18)	Goss/McCall (8)	Justice/Weatherford (3)	Hall (2)	McCall (5)
at Milwaukee	Goss-Hall-Justice-McCall-Weatherford	Justice (17)	Goss (8)	Minnett (4)	Hall (3)	Justice (3)
Oakland	Goss-Hall-Justice-McCall-Weatherford	Justice/McCall (18)	Hall (11)	McCall (5)	Goss (4)	Justice/Minnett (3)
Detroit Mercy	Goss-Hall-Justice-McCall-Weatherford	Justice (21)	Hall (10)	Hall (7)	Hall (2)	Weatherford (4)
Northern Ky.	Goss-Hall-Justice-McCall-Weatherford	Justice (26)	Hall (7)	3 tied w/ (4)	Goss (1)	Hall (3)
Wright State	Goss-Hall-Justice-McCall-Weatherford	Justice (22)	McCall (16)	Justice (6)	Hall (2)	Rogers (3)
UIC	Goss-Hall-Justice-McCall-Weatherford	Minnett (20)	Ismail (8)	McCall (3)	Ismail (2)	Rogers (3)
at Youngstown St.						
at Cleveland St.						
Milwaukee						
Green Bay						
at Detroit Mercy						
at Oakland						
HL Quarters						
HL Semis						
HL Championship						

HEAD COACH JASON GARDNER



Jason Gardner was named the eighth head coach in IUPUI men's basketball program's history on April 2, 2014. Gardner, the 1999 winner of the Indiana Mr. Basketball Award, spent a year on the University of Memphis bench and two seasons at Loyola prior to that.

In his first season on the Jaguars' bench, he guided IUPUI to 10 wins, more than tripling the program's Division I win total from a year prior. His hiring paid immediate dividends on the recruiting trail, as he immediately inked five Division I transfers, four of whom were former in-state standouts. His success on the recruiting circuit continued leading into the 2015-16 campaign as he landed former Indiana All-Star Ron Patterson from Syracuse, along

with former Kentucky All-Star Evan Hall and talented Indianapolis guard T.J. Henderson.

While at Memphis, Gardner helped the Tigers to a 24-10 record as Shaq Goodwin and Joe Jackson earned All-Conference accolades. In addition, Memphis forward Austin Nichols was a unanimous selection to the American Athletic Conference All-Rookie Team after averaging 9.1 points and 4.2 boards per game. Gardner was a college teammate of current Memphis Head Coach Josh Pastner at Arizona.

Prior to coming to Memphis, Gardner was an assistant under Porter Moser at Loyola, helping the Ramblers to an eight-game improvement from 2011-12 to 2012-13. He coached Ben Averkamp to All-Horizon League accolades for two straight seasons, while Loyola point guard Cully Payne was a Bob Cousy Award nominee. He also helped recruit one of the top signing classes in the Horizon League prior to the 2012-13 season. Gardner's coaching career began in 2010 when he served as an assistant at nearby Cathedral High School.

Gardner's racked up numerous accolades during his prestigious high school, college and professional playing careers. He was a 1999 McDonald's and Parade All-American while at North Central High School, finishing his prep career with a school record 1,669 points. He was a two-time Gatorade Circle of Champions Indiana Player of the Year and was named the 1998-99 Indianapolis County Player of the Year by The Indianapolis Star and Indianapolis News. His senior season, he helped NCHS to the IHSAA 4A state championship and Tournament of Champions title while averaging 22.6 points, 4.7 rebounds, 4.0 assists and 3.0 steals per game.

The 5-foot-10 point guard was recruited to the University of Arizona by legendary Head Coach Lute Olsen, where he was a four-year All-American for the Wildcats. He was the 2002-03 Naismith National Player of the Year and Lowe's Senior CLASS award recipient. He was the 2000 consensus National Freshman of the Year and closed his career as one of four players in Pac-12 history with 1,500 points, 500 assists and 200 steals for a career. He helped lead Arizona to two Pac-12 regular season titles (2000, 2003) and four consecutive NCAA Tournament berths. The Wildcats made three Sweet Sixteens (2001, 2002, 2003), two Elite Eights (2001, 2003) and were the NCAA national runner-up in 2001. All total, Arizona won 107 games during Gardner's four seasons and he still holds school records for games started (135) and minutes played (4,825), while ranking third in school history with 1,984 career points. He also finished second in threes made (318) and fourth in assists (622). He earned his degree from the university in 2011 in disciplinary studies.

Gardner later played professionally overseas for more than eight years, primarily in Germany. In 2009, he was named MVP of German Basketball Bundesliga after helping Oldenburg to the league crown, averaging 13.7 points, 4.0 assists and 3.0 boards per game. He was a two-time Basketball Bundesliga All-Star, including starting the 2007 game.

Gardner is married to the former Jacquelyn Maxberry and the couple has four children, Jasper, Jason Jr., Jacob and Jackson.



THE GARDNER FILE

School: Arizona, '11

Seasons with IUPUI: fifth season

Career Record: 62-88 (5th year)

Coaching Experience:

..... 2014-pres., Head Coach, IUPUI

..... 2013-14, Assistant Coach, Memphis

..... 2011-13, Assistant Coach, Loyola (Ill.)

..... 2010-11, Assistant Coach, Cathedral H.S.

2018-2019 COMPARISON STATISTICS

Opponent	1st	2nd	Score	Mar	Total FG	FG Pct	3-Pointers	3FG Pct	Free Throws	FT Pct	Rebounds	Assist	T/Over	Block	Steal	Fouls
Xavier	34/37	35/45	69-82	(13)	20-56/31-66	.357/.470	9-27/9-29	.333/.310	20-26/11-19	.769/.579	36/43 (7)	11/18	15/13	3/6	4/10	22/22
EASTERN ILL.	35/31	36/34	71-65	+6	22-57/19-53	.386/.358	7-25/6-17	.280/.353	20-29/21-26	.690/.808	38/35 +3	16/11	17/18	4/5	5/6	20/27
Boston College	36/42	40/27	76-69	+7	24-60/21-46	.400/.457	8-25/8-21	.320/.381	20-25/19-29	.800/.655	40/28 +12	11/11	12/15	2/2	7/4	23/19
Richmond	30/29	40/49	70-78	(8)	28-54/26-50	.519/.520	7-20/6-17	.350/.353	7-14/20-29	.500/.690	34/26 +8	13/12	15/12	4/5	8/11	19/13
St. Francis Brooklyn	35/23	33/25	68-48	+20	28-54/18-53	.519/.340	2-13/4-16	.154/.250	10-16/8-16	.625/.500	38/29 +9	7/4	15/19	2/5	11/6	15/15
Grambling State	39/31	41/38	80-69	+11	30-63/23-63	.476/.365	9-23/4-14	.391/.286	11-14/19-28	.786/.679	37/43 (6)	16/8	14/13	1/4	3/5	23/17
BRADLEY	44/38	41/35	85-73	+12	25-49/26-58	.510/.448	6-17/8-23	.353/.348	29-39/13-19	.744/.684	32/30 +2	15/12	13/10	4/1	4/6	21/28
BALL ST.	40/44	35/41	75-85	(10)	29-64/28-50	.453/.560	7-19/8-18	.368/.444	10-17/21-30	.588/.700	27/38 (11)	11/16	16/23	1/2	12/7	24/17
IND.-KOKOMO	49/35	46/29	95-64	+31	34-68/25-70	.500/.357	8-24/8-27	.333/.296	19-25/6-13	.760/.462	52/33 +19	20/11	13/12	7/0	4/6	14/19
IND.-NORTHWEST	54/38	62/41	116-79	+37	43-64/32-79	.672/.405	11-20/10-35	.550/.286	19-27/5-10	.704/.500	45/30 +15	26/11	18/13	4/1	6/8	14/23
WESTERN ILL.	39/40	43/28	82-68	+14	27-58/26-62	.466/.419	7-19/7-17	.368/.412	21-31/9-12	.677/.750	38/34 +4	18/9	7/11	6/3	2/3	13/21
Purdue Fort Wayne	39/45	38/42	77-87	(10)	26-66/29-53	.394/.547	8-21/8-25	.381/.320	17-22/21-24	.773/.875	33/34 (1)	10/13	12/15	3/9	8/8	18/16
Morehead State	37/36	33/38	70-74	(4)	24-68/27-60	.353/.507	7-24/6-22	.292/.273	15-26/14-18	.577/.778	40/45 (5)	15/15	9/16	3/9	9/2	20/21
Northern Ky.	30/51	47/41	77-92	(15)	30-67/29-54	.448/.537	5-21/9-21	.238/.429	12-18/25-29	.667/.862	31/36 (5)	13/19	11/16	2/3	7/7	22/19
Wright State	32/35	32/37	64-72	(8)	22-53/24-54	.415/.444	3-18/6-16	.167/.375	17-22/18-23	.773/.783	38/28 +10	9/17	14/8	0/3	4/3	24/14
UIC	29/25	37/39	66-64	+2	20-52/21-55	.385/.382	8-13/12-32	.615/.375	18-23/10-16	.783/.625	42/30 +12	12/17	20/14	2/10	8/10	19/20
CLEVELAND ST.	39/31	51/43	90-74	+16	34-58/26-61	.586/.426	6-17/5-21	.353/.238	16-25/17-21	.640/.810	40/22 +18	24/10	21/12	2/2	8/11	21/19
YOUNGSTOWN ST.	38/40	38/42	76-82	(6)	27-61/31-64	.443/.484	5-20/11-24	.250/.458	17-21/19-13	.810/.692	33/36 (3)	13/20	13/13	5/3	5/8	16/20
Green Bay	35/31	41/39	76-70	+6	26-59/24-60	.441/.400	5-17/7-26	.294/.269	19-25/15-19	.760/.789	47/29 +18	8/11	24/19	2/6	11/15	16/23
Milwaukee	21/22	36/42	57-64	(7)	20-56/23-56	.357/.411	8-24/8-18	.333/.444	9-11/10-11	.818/.909	33/35 (2)	14/8	12/12	5/5	8/5	12/16
OAKLAND	26/32	47/39	73-71	+2	27-63/28-70	.429/.400	6-21/12-36	.286/.333	13-23/3-7	.565/.429	47/37 +10	14/12	18/16	7/2	10/12	13/20
DETROIT MERCY	33/24	47/41	80-65	+15	28-55/25-49	.509/.510	11-23/10-25	.478/.400	13-15/5-8	.867/.625	28/26 +2	26/14	13/22	3/3	12/10	14/13
NORTHERN KY.	43/34	40/43	83-77	+6	29-56/27-53	.518/.509	8-19/7-21	.421/.333	17-22/16-22	.773/.727	30/28 +2	16/18	10/14	1/5	7/3	15/22
WRIGHT ST.	35/40	39/39	74-79	(5)	27-66/25-53	.409/.472	7-26/8-21	.269/.381	12-19/21-29	.684/.724	36/36 -	13/13	13/13	4/4	7/5	24/19
UIC	36/50	39/26	75-76	(1)	25-63/29-58	.397/.500	6-21/10-21	.286/.476	19-30/8-15	.633/.533	37/32 +5	11/15	11/15	2/9	8/5	18/23

Note: Game totals are displayed in the format TEAM/OPPONENT for each category

2018-2019 IUPUI JAGUARS BASKETBALL

PLAYER BIOS



JAYLEN MINNETT

#0

Sophomore | Guard
6-1 | 180
Terre Haute, Ind.
Terre Haute South

Birthdate: July 24, 1999 (age 19)
Major: Sports Management

QUICK NOTES

His 7.1 ppg scoring average as a freshman was the highest by an IUPUI rookie since Alex Young averaged 10.8 points per game in 2008-2009... his 51 threes made as freshman were the most by an IUPUI freshman in the program's Division I-era... named to the prestigious Indiana All-Star Team following his senior year at Terre Haute South... finished as Terre Haute South's all-time leading scorer (1,782 career points).

CAREER/SEASON HIGHS

CAREER HIGH	CATEGORY	SEASON HIGH
28 vs. IU Northwest (12/12/18)	PTS	28 vs. IU Northwest (12/12/18)
4 - 4x	REB	4 - 2x
4 - 3x	AST	4 - 3x
9 vs. IU Northwest (12/12/18)	FG	9 vs. IU Northwest (12/12/18)
17 at Northern Kentucky (12/28/18)	FGA	17 at Northern Kentucky (12/28/18)
6 vs. IU Northwest (12/12/18)	3FG	6 vs. IU Northwest (12/12/18)
13 at Northern Kentucky (12/28/18)	3FGA	13 at Northern Kentucky (12/28/18)
6 at UIC (1/4/19)	FT	6 at UIC (1/4/19)
7 at UIC (1/4/19)	FTA	7 at UIC (1/4/19)
3 - 3x	STL	3 - 2x
1 vs. IU Kokomo (12/22/17)	BLK	---
37 at Bradley (11/11/17)	MIN	34 at Xavier (11/6/18)

GAME-BY-GAME

Opponent	MIN	FG	3FG	FT	O-D-T	PF	A	TO	B	S	PTS
at Xavier	34	6-15	5-12	4-4	0-3-3	2	2	2	0	1	21
E. Illinois	22	2-10	1-7	2-2	0-3-3	1	1	2	0	0	7
at Boston Coll.	15	1-5	1-5	0-0	0-3-3	4	1	0	0	1	3
at Richmond	26	4-12	2-8	0-0	1-3-4	1	3	1	0	2	10
vs. St. Francis	23	4-8	1-3	0-0	1-1-2	2	1	0	0	2	9
vs. Grambling	23	3-10	1-6	0-0	0-1-1	2	1	2	0	0	7
Bradley	17	2-8	1-5	0-0	0-0-0	1	4	1	0	0	5
Ball State	26	6-15	3-7	0-0	0-1-1	1	1	3	0	1	15
IU Kokomo	20	4-9	2-7	0-0	0-1-1	0	1	1	0	0	10
IU Northwest	20	9-11	6-7	4-4	0-4-4	0	3	1	0	1	28
W. Illinois	21	3-9	1-6	0-0	0-0-0	0	1	1	0	0	7
at Purdue FW	25	4-14	2-9	3-5	1-0-1	2	1	2	0	1	13
at Morehead St.	24	4-13	3-8	0-0	1-0-1	3	2	2	0	3	11
at N. Kentucky	27	5-17	4-13	0-0	0-2-2	0	2	0	0	0	14
at Wright St.	11	1-5	1-4	0-0	1-0-1	1	0	0	0	0	3
at UIC	17	2-4	2-3	6-7	0-3-3	3	0	2	0	0	12
Cleveland St.	25	2-7	2-6	2-4	0-2-2	1	3	1	0	2	8
Y'town St.	22	3-10	1-7	2-2	0-0-0	1	3	3	0	1	9
at Green Bay	21	4-7	3-6	2-2	0-3-3	3	0	4	0	0	13
at Milwaukee	25	3-12	2-7	0-0	0-0-0	3	4	3	0	0	8
Oakland	26	5-12	2-8	1-1	0-3-3	1	1	3	0	3	13
Det. Mercy	27	5-13	5-11	2-2	0-2-2	1	0	1	0	2	17
N. Kentucky	27	7-16	2-6	2-2	0-3-3	2	4	2	0	1	18
Wright St.	26	3-12	1-7	3-3	0-1-1	3	3	2	0	0	10
UIC	29	6-13	4-9	4-4	0-1-1	1	1	1	0	0	20
at Y'town St.											
at Cleveland St.											
Milwaukee											
Green Bay											
at Det. Mercy											
at Oakland											


* denotes starter

CAREER STATS

Season	GP-GS	MIN-Avg	FG	Pct.	3FG	Pct.	FT	Pct.
2017-18	30-4	630-21.0	69-173	.399	51-126	.405	24-30	.800
2018-19	25-0	579-23.2	98-267	.367	58-177	.328	37-42	.881
TOTALS	55-4	1209-22.0	167-440	.380	109-303	.360	61-72	.847

REBOUNDS

Season	O-D-REB-AVG.	PF-DQ	AST	TO	BLK	STL	PTS-PPG
2017-18	12-24-36-1.2	42-0	35	39	1	14	213-7.1
2018-19	5-40-45-1.8	39-0	43	40	0	21	291-11.6
TOTALS	17-64-81-1.5	81-0	78	79	1	35	504-9.2



JAKOBY KEMP

#2

Sophomore | Forward
6-8 | 190
Layton, Utah
Layton (Missouri/Salt Lake C.C.)

Birthdate: September 22, 1997 (age 21)
Major: General Studies

QUICK NOTES

Redshirted as a freshman at Missouri before transferring to play at Salt Lake Community College last season... helped Salt Lake to a 30-3 record and a trip to the NJCAA Tournament after winning the District I title... averaged 4.5 points and 2.6 rebounds per game as a freshman at Salt Lake... first-ever native of Utah in the IUPUI basketball program's history... older brother, Marcus, is a wide receiver for the Kansas City Chiefs and played collegiately at Hawaii.

CAREER/SEASON HIGHS

CAREER HIGH	CATEGORY	SEASON HIGH
8 vs. IU Northwest (12/12/18)	PTS	8 vs. IU Northwest (12/12/18)
3 vs. IU Northwest (12/12/18)	REB	3 vs. IU Northwest (12/12/18)
1 vs. IU Kokomo (12/6/18)	AST	1 vs. IU Kokomo (12/6/18)
3 vs. IU Northwest (12/12/18)	FG	3 vs. IU Northwest (12/12/18)
3 vs. IU Northwest (12/12/18)	FGA	3 vs. IU Northwest (12/12/18)
---	3FG	---
---	3FGA	---
3 vs. IU Kokomo (12/6/18)	FT	3 vs. IU Kokomo (12/6/18)
4 vs. IU Kokomo (12/6/18)	FTA	4 vs. IU Kokomo (12/6/18)
1 vs. St. Francis Brooklyn (11/23/18)	STL	1 vs. St. Francis Brooklyn (11/23/18)
1 vs. IU Kokomo (12/6/18)	BLK	1 vs. IU Kokomo (12/6/18)
7 - 2x	MIN	7 - 2x

GAME-BY-GAME

Opponent	MIN	FG	3FG	FT	O-D-T	PF	A	TO	B	S	PTS
at Xavier											
E. Illinois											
at Boston Coll.											
at Richmond											
vs. St. Francis	3	0-0	0-0	0-0	0-0-0	0	0	1	0	1	0
vs. Grambling											
Bradley											
Ball State											
IU Kokomo	7	2-2	0-0	3-4	0-1-1	1	1	1	1	0	7
IU Northwest	7	3-3	0-0	2-2	1-2-3	0	0	0	0	0	8
W. Illinois											
at Purdue FW											
at Morehead St.											
at N. Kentucky											
at Wright St.											
at UIC											
Cleveland St.	1	0-0	0-0	0-0	0-0-0	0	0	0	0	0	0
Y'town St.											
at Green Bay											
at Milwaukee											
Oakland											
Det. Mercy											
N. Kentucky											
Wright St.											
UIC											
at Y'town St.											
at Cleveland St.											
Milwaukee											
Green Bay											
at Det. Mercy											
at Oakland											

* denotes starter

CAREER STATS

Season	GP-GS	MIN-Avg	FG	Pct.	3FG	Pct.	FT	Pct.
2018-19	4-0	18-4.5	5-5	1.000	0-0	.000	5-6	.833
TOTALS	4-0	18-4.5	5-5	1.000	0-0	.000	5-6	.833

REBOUNDS

Season	O-D-REB-AVG.	PF-DQ	AST	TO	BLK	STL	PTS-PPG
2018-19	1-3-4-1.0	1-0	1	2	1	1	15-3.8
TOTALS	1-3-4-1.0	1-0	1	2	1	1	15-3.8

PLAYER BIOS



JACK HANSEN

#4

Freshman | Forward
6-7 | 205
Noblesville, Ind.
Guerin Catholic

Birthdate: December 11, 1999 (age 19)
Major: Accounting

QUICK NOTES

Follows in the footsteps of recent IUPUI graduate Aaron Brennan in joining the Jaguars from Guerin Catholic High School... was a two-time honorable mention all-state honoree and widely considered among the top 15 prospects from the state of Indiana in the 2018 class... older brother Evan was team captain on the Wabash College football team before passing away on Sept. 10, 2018.

CAREER/SEASON HIGHS

CAREER HIGH	CATEGORY	SEASON HIGH
15 vs. Detroit Mercy (1/26/19)	PTS	15 vs. Detroit Mercy (1/26/19)
5 - 2x	REB	5 - 2x
2 at Morehead State (12/21/18)	AST	2 at Morehead State (12/21/18)
5 vs. Detroit Mercy (1/26/19)	FG	5 vs. Detroit Mercy (1/26/19)
9 vs. Detroit Mercy (1/26/19)	FGA	9 vs. Detroit Mercy (1/26/19)
2 - 3x	3FG	2 - 3x
6 at Xavier (11/6/18)	3FGA	6 at Xavier (11/6/18)
5 vs. Detroit Mercy (1/26/19)	FT	5 vs. Detroit Mercy (1/26/19)
5 vs. Detroit Mercy (1/26/19)	FTA	5 vs. Detroit Mercy (1/26/19)
1 - 5x	STL	1 - 5x
1 - 3x	BLK	1 - 3x
18 - 2x	MIN	18 - 2x

GAME-BY-GAME

Opponent	MIN	FG	3FG	FT	O-D-T	PF	A	TO	B	S	PTS
at Xavier	18	3-8	2-6	2-2	1-3-4	2	0	0	1	0	10
E. Illinois	9	1-2	1-1	0-0	0-1-1	2	0	1	0	0	3
at Boston Coll.	11	2-5	1-3	0-0	1-1-2	0	1	0	0	0	5
at Richmond	12	0-1	0-1	0-0	0-2-2	1	0	1	0	1	0
vs. St. Francis	11	1-1	0-0	0-0	1-4-5	3	1	0	0	0	2
vs. Grambling	12	3-6	2-5	0-0	0-2-2	2	0	2	0	0	8
Bradley	6	0-1	0-0	3-3	0-1-1	1	0	1	0	0	3
Ball State	9	0-1	0-1	0-0	2-0-2	3	1	0	0	0	0
IU Kokomo	15	0-4	0-2	0-0	0-5-5	2	1	1	1	0	0
IU Northwest	15	0-4	0-1	0-0	1-1-2	0	1	0	0	0	0
W. Illinois	10	0-2	0-2	0-0	0-0-0	0	1	0	0	0	0
at Purdue FW	16	2-5	1-2	3-3	1-2-3	4	0	1	1	0	8
at Morehead St.	15	2-3	2-2	1-2	0-0-0	2	2	1	0	1	7
at N. Kentucky	17	1-4	0-1	3-4	2-1-3	2	1	0	0	1	5
at Wright St.	7	0-1	0-1	2-2	1-0-1	2	1	0	0	0	2
at UIC	4	0-0	0-0	0-0	0-0-0	0	0	0	0	0	0
Cleveland St.	10	1-3	0-2	0-0	0-1-1	1	0	1	0	0	2
Y'town St.	5	0-0	0-0	0-0	0-2-2	0	0	0	0	0	0
at Green Bay	5	0-1	0-0	0-0	0-1-1	0	0	0	0	0	0
at Milwaukee	4	1-5	1-4	0-0	0-1-1	0	0	0	0	1	3
Oakland	3	0-1	0-1	0-0	0-0-0	0	0	0	0	0	0
Det. Mercy	18	5-9	0-0	5-5	0-2-2	0	1	1	0	0	15
N. Kentucky	3	0-0	0-0	0-0	0-0-0	0	0	0	0	0	0
Wright St.	2	0-1	0-0	0-0	0-0-0	0	0	0	0	0	0
UIC	12	2-4	1-2	0-0	2-1-3	1	0	0	0	1	5
at Y'town St.											
at Cleveland St.											
Milwaukee											
Green Bay											
at Det. Mercy											
at Oakland											

* denotes starter

CAREER STATS

Season	GP-GS	MIN-Avg	FG	Pct.	3FG	Pct.	FT	Pct.
2018-19	25-0	249-10.0	24-72	.333	11-37	.297	19-21	.905
TOTALS	25-0	249-10.0	24-72	.333	11-37	.297	19-21	.905

REBOUNDS

Season	O-D-REB-AVG.	PF-DQ	AST	TO	BLK	STL	PTS-PPG
2018-19	12-31-43-1.7	28-0	11	10	3	5	78-3.1
TOTALS	12-31-43-1.7	28-0	11	10	3	5	78-3.1



CAMRON JUSTICE

#5

Junior | Guard
6-3 | 180
Hindman, Ky.
Knott County Central (Vanderbilt)

Birthdate: February 13, 1997 (age 22)
Major: Organizational Leadership & Supervision

QUICK NOTES

2015 Kentucky Mr. Basketball selection and high school teammate of current Jaguar Evan Hall at Knott County Central High School... finished his high school career ranked third on the state's all-time list in points (3,588) and threes made (393)... originally committed to Tennessee and then attended Vanderbilt for two years before transferring to IUPUI in 2017... named MVP of the Niagara Regional of the Fort Myers Tip-Off this season after wins over St. Francis Brooklyn and Grambling.

CAREER/SEASON HIGHS

CAREER HIGH	CATEGORY	SEASON HIGH
30 at UIC (1/4/19)	PTS	30 at UIC (1/4/19)
7 at Wright State (12/30/18)	REB	7 at Wright State (12/30/18)
7 vs. Western Illinois (12/15/18)	AST	7 vs. Western Illinois (12/15/18)
11 vs. Ball State (12/1/18)	FG	11 vs. Ball State (12/1/18)
20 - 3x	FGA	20 - 3x
6 at UIC (1/4/19)	3FG	6 at UIC (1/4/19)
13 vs. Wright State (2/3/19)	3FGA	13 vs. Wright State (2/3/19)
15 vs. Bradley (11/28/18)	FT	15 vs. Bradley (11/28/18)
15 vs. Bradley (11/28/18)	FTA	15 vs. Bradley (11/28/18)
3 - 4x	STL	3 - 4x
---	BLK	---
37 vs. Western Illinois (12/15/18)	MIN	37 vs. Western Illinois (12/15/18)

GAME-BY-GAME

Opponent	MIN	FG	3FG	FT	O-D-T	PF	A	TO	B	S	PTS
at Xavier*	11	1-6	1-4	6-7	0-3-3	2	0	3	0	1	9
E. Illinois*	36	7-18	2-9	5-7	1-4-5	2	3	2	0	0	21
at Boston Coll.*	33	7-19	2-12	13-13	1-1-2	2	3	1	0	3	29
at Richmond*	34	5-11	3-7	1-2	0-1-1	5	2	3	0	1	14
vs. St. Francis*	30	7-16	1-8	2-2	0-2-2	2	1	0	0	1	17
vs. Grambling*	30	8-15	5-8	2-2	0-4-4	2	2	3	0	0	23
Bradley*	36	4-9	4-7	15-15	0-5-5	1	2	2	0	0	27
Ball State*	36	11-20	3-8	3-4	1-0-1	5	2	1	0	1	28
IU Kokomo*	20	7-11	3-6	1-2	1-3-4	1	2	2	0	2	18
IU Northwest*	24	7-10	2-5	6-7	0-3-3	1	6	2	0	0	22
W. Illinois*	37	5-12	4-6	6-6	0-1-1	2	7	3	0	1	20
at Purdue FW*	33	10-18	4-8	1-1	0-3-3	1	0	3	0	1	25
at Morehead St.*	35	6-20	2-11	6-8	0-1-1	3	3	1	0	2	20
at N. Kentucky*	29	5-10	1-4	1-1	1-0-1	3	4	3	0	2	12
at Wright St.*	36	5-15	0-7	7-9	0-7-7	4	2	3	0	0	17
at UIC*	33	9-18	6-9	6-6	1-3-4	1	2	4	0	2	30
Cleveland St.*	32	5-9	1-3	2-2	0-1-1	2	6	4	0	0	13
Y'town St.*	36	5-14	2-8	1-2	0-1-1	4	2	3	0	0	13
at Green Bay*	34	5-15	1-8	5-7	1-5-6	2	3	4	0	3	16
at Milwaukee*	31	5-13	3-8	4-4	0-4-4	0	1	3	0	3	17
Oakland*	35	5-11	4-7	4-6	0-3-3	1	4	4	0	3	18
Det. Mercy*	29	7-11	5-8	2-2	0-1-1	1	3	3	0	2	21
N. Kentucky*	36	7-14	5-7	7-8	0-6-6	1	4	0	0	0	26
Wright St.*	34	7-20	4-13	4-6	1-3-4	3	6	4	0	1	22
UIC*	27	2-10	0-7	2-3	0-2-2	4	2	2	0	1	6
at Y'town St.											
at Cleveland St.											
Milwaukee											
Green Bay											
at Det. Mercy											
at Oakland											

* denotes starter

CAREER STATS

Season	GP-GS	MIN-Avg	FG	Pct.	3FG	Pct.	FT	Pct.
2015-16*	26-0	257-9.9	31-75	.413	21-54	.389	5-6	.833
2016-17*	7-0	65-9.3	4-16	.250	1-8	.125	3-6	.500
2018-19	25-25	787-31.5	152-345	.441	68-188	.362	112-132	.848
TOTALS	25-25	787-31.5	152-345	.441	68-188	.362	112-132	.848

REBOUNDS

Season	O-D-REB-AVG.	PF-DQ	AST	TO	BLK	STL	PTS-PPG
2015-16*	2-25-27-1.0	28-0	9	14	0	9	88-3.4
2016-17*	0-6-6-0.9	5-0	7	4	0	3	12-1.7
2018-19	8-67-75-3.0	55-2	72	63	0	30	484-19.4
TOTALS	8-67-75-3.0	55-2	72	63	0	30	484-19.4

*at Vanderbilt | TOTALS only reflect IUPUI totals

PLAYER BIOS



NICK ROGERS

#10

Junior | Guard
6-1 | 170
Indianapolis, Ind.
Traders Point Academy (Toledo)

Birthdate: August 6, 1996 (age 22)
Major: General Studies

QUICK NOTES

Indianapolis-native began his high school career at Pike before later attending Traders Point Academy and Elev8 Academy in Florida... played one season at Toledo before transferring to IUPUI in 2016... lost the fingertips to three fingers on his right (shooting) hand in a lawn mowing accident when he was 15 as a sophomore at Pike, leading to a successful surgery to reattach the fingers... his father, Felix, played collegiately at UW-Whitewater from 1992-94 and ranks among the program leaders in 3's made (79) and 3pt percentage (48.9%).

CAREER/SEASON HIGHS

CAREER HIGH	CATEGORY	SEASON HIGH
15 vs. IU Northwest (12/12/18)	PTS	15 vs. IU Northwest (12/12/18)
5 - 2x	REB	3 - 3x
6 - 3x	AST	4 vs. IU Northwest (12/12/18)
6 vs. IU Northwest (12/12/18)	FG	6 vs. IU Northwest (12/12/18)
11 at Green Bay (1/2/18)	FGA	8 - 2x
3 - 2x	3FG	3 vs. IU Northwest (12/12/18)
5 - 4x	3FGA	5 - 2x
8 - 2x	FT	6 vs. Eastern Illinois (11/10/18)
10 - 2x	FTA	10 vs. Eastern Illinois (11/10/18)
3 - 2x	STL	3 - 2x
1 - 2x	BLK	---
33 vs. UIC (1/4/18)	MIN	25 vs. Wright State (2/3/19)

GAME-BY-GAME

Opponent	MIN	FG	3FG	FT	O-D-T	PF	A	TO	B	S	PTS
at Xavier	19	1-2	1-1	0-0	0-3-3	3	3	3	0	0	3
E. Illinois	16	1-3	1-3	6-10	0-2-2	0	1	2	0	2	9
at Boston Coll.	15	2-2	2-2	2-2	0-1-1	2	1	1	0	1	8
at Richmond	15	3-5	1-2	0-0	0-1-1	1	1	0	0	0	7
vs. St. Francis	18	1-2	0-1	0-1	0-0-0	0	0	2	0	0	2
vs. Grambling	15	0-0	0-0	0-0	0-0-0	0	1	2	0	0	0
Bradley	17	1-4	1-4	0-0	0-1-1	1	1	3	0	0	3
Ball State	7	1-1	0-0	0-0	0-0-0	1	0	1	0	1	2
IU Kokomo	21	2-6	2-5	1-2	0-3-3	0	2	0	0	0	7
IU Northwest	23	6-8	3-5	0-0	0-2-2	2	4	1	0	0	15
W. Illinois	4	0-1	0-1	0-0	0-0-0	0	0	0	0	0	0
at Purdue FW	9	0-1	0-0	2-2	0-0-0	0	1	0	0	0	2
at Morehead St.	8	0-1	0-1	0-0	1-0-1	2	3	0	0	0	0
at N. Kentucky	17	4-6	0-1	3-3	3-0-3	1	0	3	0	0	11
at Wright St.	23	3-5	1-3	1-2	1-1-2	3	3	1	0	1	8
at UIC	14	1-3	0-1	0-0	0-1-1	2	0	1	0	1	2
Cleveland St.	22	3-5	1-2	5-6	1-0-1	1	3	2	0	2	12
Y'town St.	18	3-5	2-4	0-0	0-0-0	2	3	1	0	1	8
at Green Bay	14	0-3	0-1	1-2	0-2-2	1	0	1	0	1	1
at Milwaukee	15	1-3	1-2	0-0	0-1-1	0	1	0	0	0	3
Oakland	21	0-3	0-1	3-6	0-2-2	0	3	0	0	1	3
Det. Mercy	14	0-1	0-1	0-0	0-2-2	2	3	3	0	1	0
N. Kentucky	12	0-3	0-2	1-2	1-1-2	2	1	0	0	0	1
Wright St.	25	5-8	2-5	0-0	0-0-0	1	0	1	0	3	12
UIC	10	1-1	0-0	0-0	0-0-0	1	2	2	0	3	2
at Y'town St.											
at Cleveland St.											
Milwaukee											
Green Bay											
at Det. Mercy											
at Oakland											

* denotes starter


CAREER STATS

Season	GP-GS	MIN-Avg	FG	Pct.	3FG	Pct.	FT	Pct.
2015-16*	31-0	282-9.1	15-55	.273	7-26	.269	30-44	.682
2017-18	27-25	635-23.5	40-120	.333	17-49	.347	40-56	.714
2018-19	25-0	392-15.7	39-82	.476	18-48	.375	25-37	.676
TOTALS	52-25	1027-19.8	79-202	.391	35-97	.361	65-93	.699

REBOUNDS

Season	O-D-REB-AVG.	PF-DQ	AST	TO	BLK	STL	PTS-PPG
2015-16*	2-22-24-0.8	41-0	36	14	1	7	67-2.2
2017-18	8-35-43-1.6	54-1	81	56	1	12	137-5.1
2018-19	7-23-30-1.2	28-0	37	30	0	18	121-4.8
TOTALS	15-58-73-1.4	82-1	118	86	1	30	258-5.0

*at Toledo | TOTALS only reflect IUPUI totals



BRANDON KENYON

#11

Freshman | Forward/Center
6-10 | 225
Caledonia, Ontario
RISE Prep

Birthdate: February 18, 1999 (age 19)
Major: Criminal Justice

QUICK NOTES

First Canadian-born IUPUI player since 1998-1999 (Shaun Clarke), however Clarke red-shirted his lone season and never appeared in a game for the Jaguars... was a teammate of Duke's R.J. Barrett and Florida guard Andrew Nembhard while playing for the 17U Nike EYBL UPLAY Canada program... is one of 119 Canadians playing Division I basketball this season, 77 of whom are Ontario natives.

CAREER/SEASON HIGHS

CAREER HIGH	CATEGORY	SEASON HIGH
8 vs. IU Kokomo (12/6/18)	PTS	8 vs. IU Kokomo (12/6/18)
4 vs. IU Northwest (12/12/18)	REB	4 vs. IU Northwest (12/12/18)
1 vs. IU Kokomo (12/6/18)	AST	1 vs. IU Kokomo (12/6/18)
3 vs. IU Kokomo (12/6/18)	FG	3 vs. IU Kokomo (12/6/18)
6 vs. IU Kokomo (12/6/18)	FGA	6 vs. IU Kokomo (12/6/18)
---	3FG	---
2 vs. IU Kokomo (12/6/18)	3FGA	2 vs. IU Kokomo (12/6/18)
3 at Xavier (11/6/18)	FT	3 at Xavier (11/6/18)
3 at Xavier (11/6/18)	FTA	3 at Xavier (11/6/18)
1 - 2x	STL	1 - 2x
1 - 2x	BLK	1 - 2x
16 at Xavier (11/6/18)	MIN	16 at Xavier (11/6/18)

GAME-BY-GAME

Opponent	MIN	FG	3FG	FT	O-D-T	PF	A	TO	B	S	PTS
at Xavier	16	2-5	0-1	3-3	0-1-1	5	0	1	0	0	7
E. Illinois	3	0-0	0-0	0-0	0-0-0	0	0	0	1	0	0
at Boston Coll.											
at Richmond											
vs. St. Francis	2	0-1	0-0	1-2	0-2-2	0	0	0	0	1	1
vs. Grambling	1	0-0	0-0	0-0	0-0-0	0	0	0	0	0	0
Bradley											
Ball State											
IU Kokomo	10	3-6	0-2	2-2	0-1-1	1	1	0	1	0	8
IU Northwest	9	1-3	0-0	0-2	2-2-4	0	0	0	0	1	2
W. Illinois											
at Purdue FW											
at Morehead St.											
at N. Kentucky											
at Wright St.											
at UIC											
Cleveland St.	1	0-1	0-1	0-0	0-0-0	0	0	0	0	0	0
Y'town St.											
at Green Bay											
at Milwaukee											
Oakland											
Det. Mercy											
N. Kentucky											
Wright St.											
UIC											
at Y'town St.											
at Cleveland St.											
Milwaukee											
Green Bay											
at Det. Mercy											
at Oakland											

* denotes starter

CAREER STATS

Season	GP-GS	MIN-Avg	FG	Pct.	3FG	Pct.	FT	Pct.
2018-19	7-0	42-6.0	6-16	.375	0-4	.000	6-9	.667
TOTALS	7-0	42-6.0	6-15	.375	0-4	.000	6-9	.667

REBOUNDS

Season	O-D-REB-AVG.	PF-DQ	AST	TO	BLK	STL	PTS-PPG
2018-19	2-6-8-1.1	6-1	1	1	2	2	18-2.6
TOTALS	2-6-8-1.1	6-1	1	1	2	2	18-2.6

PLAYER BIOS



AHMED ISMAIL

#15

Senior | Center
7-1 | 260
Cairo, Egypt
Nakhas Zagazig (Colby C.C./Manhattan)

Birthdate: January 21, 1995 (age 24)
Major: General Studies

QUICK NOTES

Oldest player on the team... tallest player in IUPUI history at 7-foot-1... began his college career at Colby [Kan.] Community College before playing the 2016-17 season at Manhattan where he averaged 3.9 points and 4.9 rebounds per game... one of four Egypt natives playing Division I basketball this season (Omar El-Sheikh/Fairfield, Karim Sameh Azab/Memphis & Ehab Amin/Oregon)... oldest player on the team will turn 24 in January... just the second 7-footer in program history, joining Bill Van Senus (2003-2008).

CAREER/SEASON HIGHS

CAREER HIGH	CATEGORY	SEASON HIGH
17 vs. Western Illinois (12/15/18)	PTS	17 vs. Western Illinois (12/15/18)
10 vs. Grambling (11/24/18)	REB	10 vs. Grambling (11/24/18)
3 - 2x	AST	3 - 2x
6 - 2x	FG	6 - 2x
9 - 2x	FGA	9 - 2x
1 - 2x	3FG	1 - 2x
1 - 3x	3FGA	1 - 3x
7 vs. UIC (2/9/19)	FT	7 vs. UIC (2/9/19)
10 vs. UIC (2/9/19)	FTA	10 vs. UIC (2/9/19)
1 - 3x	STL	1 - 3x
2 - 2x	BLK	2 - 2x
26 vs. Grambling (11/24/18)	MIN	26 vs. Grambling (11/24/18)

GAME-BY-GAME

Opponent	MIN	FG	3FG	FT	O-D-T	PF	A	TO	B	S	PTS
at Xavier*	18	0-0	0-0	3-4	1-5-6	4	0	2	0	0	3
E. Illinois	5	0-2	0-0	1-2	2-2-4	4	0	1	1	0	1
at Boston Coll.	7	0-1	0-0	0-0	0-0-0	5	1	1	0	0	0
at Richmond	12	0-1	0-0	1-2	0-2-2	2	0	3	0	0	1
vs. St. Francis	15	2-4	0-0	1-2	1-2-3	2	1	2	1	0	5
vs. Grambling	26	6-9	0-0	4-4	4-6-10	4	3	1	0	0	16
Bradley	22	5-7	0-0	3-5	0-5-5	3	1	0	2	1	13
Ball State	12	2-2	0-0	3-4	1-1-2	5	0	4	0	0	7
IU Kokomo	13	5-8	0-0	4-5	1-7-8	0	0	2	0	0	14
IU Northwest	14	3-5	0-0	3-6	1-2-3	2	0	3	1	0	9
W. Illinois	17	5-7	1-1	6-8	3-6-9	3	2	1	1	0	17
at Purdue FW	21	0-2	0-0	0-0	0-5-5	4	0	1	1	0	0
at Morehead St.	18	1-3	0-0	2-3	2-4-6	2	0	2	0	0	4
at N. Kentucky	25	5-7	0-0	1-3	1-4-5	4	0	1	0	0	11
at Wright St.	16	3-5	0-1	4-5	2-1-3	1	0	4	0	0	10
at UIC	14	0-3	0-0	1-2	3-3-6	2	0	0	1	0	1
Cleveland St.	20	6-7	0-0	1-3	2-3-5	1	3	1	1	1	13
Y'town St.	14	3-8	0-0	3-4	4-3-7	0	1	0	0	0	9
at Green Bay	9	1-1	0-0	0-0	4-1-5	3	1	1	0	0	2
at Milwaukee	14	2-5	0-0	0-0	2-1-3	0	1	0	0	0	4
Oakland	9	2-3	0-0	0-0	4-1-5	3	0	2	1	0	4
Det. Mercy	14	1-1	0-0	0-0	1-1-2	5	0	0	1	1	2
N. Kentucky	15	3-3	1-1	0-0	0-0-0	4	0	1	0	0	7
Wright St.	14	3-4	0-0	1-1	2-0-2	5	1	1	1	0	7
UIC	25	3-9	0-0	7-10	3-5-8	0	1	1	2	0	13
at Y'town St.											
at Cleveland St.											
Milwaukee											
Green Bay											
at Det. Mercy											
at Oakland											

* denotes starter

CAREER STATS

Season	GP-GS	MIN-Avg	FG	Pct.	3FG	Pct.	FT	Pct.
2016-17*	30-19	483-16.1	42-82	.512	1-4	.250	32-52	.615
2018-19	25-1	389-15.6	61-107	.570	2-3	.667	49-73	.671
TOTALS	25-1	389-15.6	61-107	.570	2-3	.667	49-73	.671

REBOUNDS

Season	O-D-REB-AVG.	PF-DQ	AST	TO	BLK	STL	PTS-PPG
2016-17*	49-95-144-4.8	99-7	8	47	32	7	117-3.9
2018-19	44-70-114-4.6	68-4	16	35	14	3	173-6.9
TOTALS	44-70-114-4.6	68-4	16	35	14	3	173-6.9

*at Manhattan / TOTALS only reflect IUPUI totals



D.J. McCALL

#22

Senior | Guard
6-6 | 190
Fort Wayne, Ind.
Concordia Lutheran

Birthdate: October 23, 1995 (age 23)
Major: Masters in Applied Data Science

QUICK NOTES

Completed his undergraduate work in Informatics in three years and is now pursuing his Master's degree in Applied Data Science/Sports Analytics... mentors high school students in the Informatics Diversity-Enhanced Workforce (iDEW) program... voted Academic All-Horizon League as a junior... named to the Niagara Regional All-Tournament Team of the Fort Myers Tip-Off earlier this season... was an Indiana All-Star at the close of his high school career... helped his high school team to a Class 3A state runner-up finish in 2013.

CAREER/SEASON HIGHS

CAREER HIGH	CATEGORY	SEASON HIGH
25 at Western Illinois (11/28/17)	PTS	18 - 2x
16 vs. Wright State (2/3/19)	REB	16 vs. Wright State (2/3/19)
7 vs. Marian (12/28/16)	AST	5 - 5x
9 at Western Illinois (11/28/17)	FG	7 vs. Oakland (1/24/19)
20 at Western Illinois (11/28/17)	FGA	14 vs. Oakland (1/24/19)
3 - 3x	3FG	1 - 6x
7 at Western Illinois (11/28/17)	3FGA	2 - 7x
9 vs. Wright State (2/23/18)	FT	8 at Green Bay (1/17/19)
11 vs. Wright State (2/23/18)	FTA	9 at Green Bay (1/17/19)
5 at Green Bay (1/17/19)	STL	5 at Green Bay (1/17/19)
2 vs. Detroit Mercy (1/16/18)	BLK	1 - 6x
38 at North Dakota State (2/19/15)	MIN	35 vs. Wright State (2/3/19)

GAME-BY-GAME

Opponent	MIN	FG	3FG	FT	O-D-T	PF	A	TO	B	S	PTS
at Xavier*	32	2-8	0-1	0-2	4-1-5	1	5	0	0	0	4
E. Illinois*	31	0-5	0-1	0-0	3-4-7	2	5	2	0	1	0
at Boston Coll.*	28	0-3	0-0	0-0	4-3-7	2	1	4	0	0	0
at Richmond*	30	5-6	0-0	1-2	2-4-6	4	1	2	0	1	11
vs. St. Francis*	32	5-8	0-0	2-2	1-1-2	1	1	1	0	3	12
vs. Grambling*	25	3-5	1-2	2-3	2-1-3	0	2	0	0	0	9
Bradley*	26	1-3	0-0	3-4	2-4-6	4	3	3	0	0	5
Ball State*	28	2-10	0-1	0-0	0-4-4	2	1	1	1	4	4
IU Kokomo*	23	3-4	1-1	2-3	3-7-10	2	5	3	1	1	9
IU Northwest*	21	3-4	0-0	3-3	0-4-4	1	2	5	0	1	9
W. Illinois*	29	1-4	0-2	0-2	2-5-7	3	2	0	1	0	2
at Purdue FW*	28	2-4	0-0	0-0	1-2-3	2	2	2	0	3	4
at Morehead St.*	25	2-6	0-1	0-1	0-3-3	1	3	1	0	2	4
at N. Kentucky*	20	1-4	0-0	0-0	2-4-6	2	1	1	1	1	2
at Wright St.*	31	1-2	0-0	0-0	1-7-8	3	2	2	0	0	2
at UIC*	33	2-6	0-0	3-4	2-3-5	2	0	3	0	1	7
Cleveland St.*	17	6-8	1-1	0-0	1-3-4	3	2	3	0	0	13
Y'town St.*	31	5-12	0-1	4-5	2-4-6	0	1	1	1	1	14
at Green Bay*	34	5-11	0-0	8-9	3-5-8	2	1	5	0	5	18
at Milwaukee*	26	4-6	1-2	4-5	3-2-5	3	2	1	0	2	13
Oakland*	34	7-14	0-2	4-6	5-4-9	2	5	2	0	2	18
Det. Mercy*	26	2-4	1-2	3-4	1-2-3	0	5	1	0	1	8
N. Kentucky*	31	2-5	0-2	2-2	1-4-5	2	2	4	0	2	6
Wright St.*	35	1-8	0-1	1-2	4-12-16	5	0	1	1	0	3
UIC*	27	2-8	1-2	1-2	2-2-4	4	3	1	0	1	6
at Y'town St.											
at Cleveland St.											
Milwaukee											
Green Bay											
at Det. Mercy											
at Oakland											

* denotes starter


CAREER STATS

Season	GP-GS	MIN-Avg	FG	Pct.	3FG	Pct.	FT	Pct.
2014-15	31-15	664-21.4	52-124	.419	6-19	.316	39-61	.639
2016-17	32-22	678-21.2	51-120	.425	5-18	.278	45-77	.584
2017-18	29-27	799-27.6	70-173	.405	10-40	.250	53-74	.716
2018-19	25-25	703-28.1	67-158	.424	6-22	.273	43-61	.705
TOTALS	117-89	2844-24.3	240-575	.417	27-99	.273	180-273	.659

REBOUNDS

Season	O-D-REB-AVG.	PF-DQ	AST	TO	BLK	STL	PTS-PPG
2015-16	31-58-89-2.9	49-1	38	55	1	19	149-4.8
2016-17	66-95-161-5.0	71-0	48	41	8	22	152-4.8
2017-18	48-73-121-4.2	67-2	57	41	11	43	203-7.0
2018-19	51-95-146-5.8	53-1	57	49	6	32	183-7.3
TOTALS	196-321-517-4.4	240-4	200	186	26	116	687-5.9

PLAYER BIOS



GRANT WEATHERFORD #23

Sophomore | Guard
6-2 | 185
Cicero, Ind.
Hamilton Heights (Purdue/Midland J.C.)

Birthdate: August 7, 1996 (age 22)
Major: General Studies

QUICK NOTES

Began his college career by redshirting in 2015-16 at Purdue before transferring to Midland [Tex.] College for the 2016-17 season... was granted a clock extension in December 2018, effectively, making him a sophomore... comes from a family filled with athletes as brother Sterling is a redshirt freshman DB on the Miami (Ohio) football team, older sister Dakota played basketball at Evansville & Louisville and oldest brother Austin played basketball at Rose Hulman... also garnered D1 football interest as a WR (155 catches, 60 TDs in high school).

CAREER/SEASON HIGHS

CAREER HIGH	CATEGORY	SEASON HIGH
20 at Purdue Fort Wayne (12/18/18)	PTS	20 at Purdue Fort Wayne (12/18/18)
7 at Morehead State (12/21/18)	REB	7 at Morehead State (12/21/18)
6 - 2x	AST	6 - 2x
6 at Purdue Fort Wayne (12/18/18)	FG	6 at Purdue Fort Wayne (12/18/18)
10 - 2x	FGA	10 - 2x
1 - 5x	3FG	1 - 5x
2 - 3x	3FGA	2 - 3x
7 - 2x	FT	7 - 2x
8 vs. Western Illinois (12/15/18)	FTA	8 vs. Western Illinois (12/15/18)
4 vs. Detroit Mercy (1/26/19)	STL	4 vs. Detroit Mercy (1/26/19)
1 - 2x	BLK	1 - 2x
35 at Wright State (12/30/18)	MIN	35 at Wright State (12/30/18)

GAME-BY-GAME

Opponent	MIN	FG	3FG	FT	O-D-T	PF	A	TO	B	S	PTS
at Xavier*	26	3-7	0-1	2-2	0-2-2	3	1	3	0	1	8
E. Illinois*	25	5-5	1-1	3-4	0-1-1	5	4	4	0	0	14
at Boston Coll.*	30	1-4	0-1	2-3	0-3-3	3	3	2	0	1	4
at Richmond*	23	3-4	0-0	0-0	2-1-3	1	3	0	0	1	6
vs. St. Francis*	16	0-1	0-0	0-0	0-2-2	1	0	3	0	3	0
vs. Grambling*	30	2-2	0-0	2-2	1-1-2	4	5	1	0	2	6
Bradley*	33	2-4	0-1	4-7	0-2-2	3	2	1	0	2	8
Ball State*	28	2-3	1-1	4-6	2-3-5	3	0	1	0	0	9
IU Kokomo*	22	1-2	0-0	0-0	1-2-3	2	5	0	0	1	2
IU Northwest*	19	1-2	0-0	0-0	0-3-3	1	6	0	0	2	2
W. Illinois*	29	3-6	0-0	7-8	0-1-1	3	4	0	1	0	13
at Purdue FW*	31	6-10	1-2	7-7	1-5-6	3	3	1	0	2	20
at Morehead St.*	27	2-7	0-0	0-2	2-5-7	3	1	0	0	0	4
at N. Kentucky*	33	4-10	0-2	2-3	0-1-1	3	3	1	0	1	10
at Wright St.*	35	2-6	1-2	2-2	0-1-1	5	0	1	0	3	7
at UIC*	26	0-2	0-0	0-0	1-1-2	3	5	3	0	2	0
Cleveland St.*	21	1-2	1-1	0-0	2-1-3	5	2	4	0	1	3
Y'town St.*	30	3-3	0-0	5-6	3-3-6	4	3	4	0	1	11
at Green Bay*	27	2-5	0-0	0-0	0-5-5	1	3	2	0	0	4
at Milwaukee*	27	0-0	0-0	0-0	1-2-3	3	2	1	1	1	0
Oakland*	7	0-0	0-0	0-0	1-1-2	2	0	3	0	0	0
Det. Mercy*	24	1-2	0-1	0-0	1-2-3	2	6	0	0	4	2
N. Kentucky*	15	2-3	0-0	2-2	0-0-0	0	0	1	0	1	6
Wright St.*	28	1-4	0-0	0-2	2-2-4	4	3	1	0	2	2
UIC*	30	4-6	0-0	2-3	2-2-4	1	1	2	0	1	10
at Y'town St.											
at Cleveland St.											
Milwaukee											
Green Bay											
at Det. Mercy											
at Oakland											


* denotes starter

CAREER STATS

Season	GP-GS	MIN-Avg	FG	Pct.	3FG	Pct.	FT	Pct.
2018-19	25-25	642-25.7	51-100	.510	5-13	.385	44-59	.746
TOTALS	25-25	642-25.7	51-100	.510	5-13	.385	44-59	.746

REBOUNDS

Season	O-D-REB-AVG.	PF-DQ	AST	TO	BLK	STL	PTS-PPG
2018-19	22-52-74-3.0	68-3	65	39	2	32	151-6.0
TOTALS	22-52-74-3.0	68-3	65	39	2	32	151-6.0



EVAN HALL #24

Senior | Forward
6-7 | 230
Hindman, Ky.
Knott County Central

Birthdate: August 10, 1996 (age 22)
Major: Organizational Leadership & Supervision

QUICK NOTES

High school teammate of Camron Justice while at Knott County Central... made his lone career three in his collegiate debut, helping seal a road win at Indiana State (Nov. 13, 2015)... became the 15th in school history to collect 500 career rebounds, doing so at UIC on Jan. 4... is the fourth player in the program's Division I history to grab 200 offensive rebounds, joining a group that includes Don Carlisle, Brandon Cole and Jon Avery... won a national championship on the AAU circuit in 2014 with The Ville.

CAREER/SEASON HIGHS

CAREER HIGH	CATEGORY	SEASON HIGH
21 vs. Omaha (1/11/17)	PTS	18 at Boston College (11/14/18)
12 vs. Oakland (2/19/18)	REB	11 vs. Oakland (1/24/19)
7 vs. Detroit Mercy (1/26/19)	AST	7 vs. Detroit Mercy (1/26/19)
10 at Milwaukee (2/16/18)	FG	8 at Boston College (11/14/18)
16 at Boston College (11/14/18)	FGA	16 at Boston College (11/14/18)
1 at Indiana State (11/13/15)	3FG	---
1 at Indiana State (11/13/15)	3FGA	---
8 vs. Urbana (12/12/16)	FT	3 - 2x
9 - 2x	FTA	7 vs. Western Illinois (12/15/18)
4 vs. Ball State (12/1/18)	STL	4 vs. Ball State (12/1/18)
4 at Milwaukee (2/16/18)	BLK	3 - 3x
33 - 3x	MIN	33 - 2x

GAME-BY-GAME

Opponent	MIN	FG	3FG	FT	O-D-T	PF	A	TO	B	S	PTS
at Xavier											
E. Illinois*	26	3-5	0-0	0-0	1-1-2	3	1	2	0	1	6
at Boston Coll.*	33	8-16	0-0	2-6	6-4-10	2	0	2	2	1	18
at Richmond*	27	5-7	0-0	3-6	2-3-5	2	2	3	2	0	13
vs. St. Francis*	23	7-9	0-0	1-4	0-8-8	2	1	5	1	0	15
vs. Grambling*	15	3-10	0-0	0-1	1-3-4	5	1	2	0	0	6
Bradley*	17	4-6	0-0	1-5	1-3-4	4	0	0	2	0	9
Ball State*	27	3-8	0-0	0-3	1-1-2	4	5	4	0	4	6
IU Kokomo*	17	3-8	0-0	1-2	4-2-6	3	0	1	2	0	7
IU Northwest*	17	4-6	0-0	0-2	3-3-6	3	1	3	3	0	8
W. Illinois*	23	4-8	0-0	2-7	2-3-5	2	0	2	1	1	10
at Purdue FW*	16	1-9	0-0	1-4	4-1-5	1	1	2	1	1	3
at Morehead St.*	15	4-9	0-0	1-2	4-4-8	4	1	2	1	0	9
at N. Kentucky*	15	3-6	0-0	0-0	0-3-3	5	0	2	0	1	6
at Wright St.*	24	6-11	0-0	1-2	2-2-4	4	0	1	0	0	13
at UIC*	26	4-12	0-0	1-2	2-3-5	3	4	3	0	1	9
Cleveland St.*	21	5-6	0-0	0-4	2-5-7	4	2	1	0	0	10
Y'town St.*	17	3-4	0-0	0-0	1-3-4	2	0	0	3	0	6
at Green Bay*	28	4-8	0-0	3-4	1-4-5	2	0	4	2	0	11
at Milwaukee*	32	3-9	0-0	0-0	1-4-5	1	3	1	3	1	6
Oakland*	33	5-9	0-0	1-4	4-7-11	1	1	1	2	0	11
Det. Mercy*	30	5-9	0-0	0-0	3-7-10	2	7	1	2	0	10
N. Kentucky*	29	7-10	0-0	0-2	3-4-7	2	4	1	0	3	14
Wright St.*	23	6-8	0-0	2-3	2-2-4	1	0	2	2	1	14
UIC*	22	4-8	0-0	2-6	2-4-6	3	0	2	0	1	10
at Y'town St.											
at Cleveland St.											
Milwaukee											
Green Bay											
at Det. Mercy											
at Oakland											

* denotes starter

CAREER STATS

Season	GP-GS	MIN-Avg	FG	Pct.	3FG	Pct.	FT	Pct.
2015-16	23-11	383-16.7	50-97	.515	1-1	1.000	19-47	.404
2016-17	30-23	596-19.9	96-163	.589	0-0	.000	35-89	.393
2017-18	29-29	655-22.6	97-215	.451	0-0	.000	30-102	.294
2018-19	24-24	556-23.2	104-201	.517	0-0	.000	22-69	.319
TOTALS	106-87	2190-20.7	347-676	.513	1-1	1.000	106-307	.345

REBOUNDS

Season	O-D-REB-AVG.	PF-DQ	AST	TO	BLK	STL	PTS-PPG
2015-16	41-50-91-4.0	67-4	14	17	7	10	120-5.2
2016-17	73-83-156-5.2	83-1	14	40	24	16	227-7.6
2017-18	74-104-178-6.1	79-1	20	54	25	21	224-7.7
2018-19	52-84-136-5.7	65-2	34	47	29	16	230-9.6
TOTALS	240-321-561-5.3	294-8	82	158	85	63	801-7.6

PLAYER BIOS



TREVOR JOHNSON #25

Junior | Guard
6-2 | 170
Flagstaff, Ariz.
Flagstaff (Mesa C.C.)

Birthdate: December 25, 1995 (age 22)
Major: General Studies

QUICK NOTES

Joined the IUPUI program at the start of the spring semester in 2018 but wasn't eligible until the start of the 2018-19 season... was one of the top prep players in Arizona at Flagstaff High School, averaging 20 points, six assists, five boards and three steals per game in earning the state's Division II, Section One Player of the Year Award... started the Jaguars' exhibition game against Central State as D.J. McCall was sidelined due to a stomach ailment.

CAREER/SEASON HIGHS

CAREER HIGH	CATEGORY	SEASON HIGH
2 vs. IU Northwest (12/12/18)	PTS	2 vs. IU Northwest (12/12/18)
6 vs. IU Northwest (12/12/18)	REB	6 vs. IU Northwest (12/12/18)
3 vs. IU Northwest (12/12/18)	AST	3 vs. IU Northwest (12/12/18)
1 vs. IU Northwest (12/12/18)	FG	1 vs. IU Northwest (12/12/18)
2 - 2x	FGA	2 - 2x
---	3FG	---
1 - 2x	3FGA	1 - 2x
---	FT	---
---	FTA	---
---	STL	---
1 vs. IU Kokomo (12/6/18)	BLK	1 vs. IU Kokomo (12/6/18)
11 vs. IU Kokomo (12/6/18)	MIN	11 vs. IU Kokomo (12/6/18)

GAME-BY-GAME

Opponent	MIN	FG	3FG	FT	O-D-T	PF	A	TO	B	S	PTS
at Xavier					DID NOT PLAY						
E. Illinois					DID NOT PLAY						
at Boston Coll.					DID NOT PLAY						
at Richmond					DID NOT PLAY						
vs. St. Francis					DID NOT PLAY						
vs. Grambling	1	0-0	0-0	0-0	0-0-0	0	0	0	0	0	0
Bradley					DID NOT PLAY						
Ball State	1	0-0	0-0	0-0	0-0-0	0	0	0	0	0	0
IU Kokomo	11	0-2	0-1	0-0	0-1-1	0	1	0	1	0	0
IU Northwest	10	1-2	0-1	0-0	0-6-6	2	3	2	0	0	2
W. Illinois					DID NOT PLAY						
at Purdue FW					DID NOT PLAY						
at Morehead St.					DID NOT PLAY						
at N. Kentucky	1	0-0	0-0	0-0	0-0-0	0	0	0	0	0	0
at Wright St.					DID NOT PLAY						
at UIC					DID NOT PLAY						
Cleveland St.	2	0-1	0-0	0-0	0-0-0	0	0	1	0	0	0
Y'town St.					DID NOT PLAY						
at Green Bay					DID NOT PLAY						
at Milwaukee					DID NOT PLAY						
Oakland					DID NOT PLAY						
Det. Mercy					DID NOT PLAY						
N. Kentucky					DID NOT PLAY						
Wright St.					DID NOT PLAY						
UIC					DID NOT PLAY						
at Y'town St.											
at Cleveland St.											
Milwaukee											
Green Bay											
at Det. Mercy											
at Oakland											

* denotes starter

CAREER STATS

Season	GP-GS	MIN-Avg	FG	Pct.	3FG	Pct.	FT	Pct.
2018-19	6-0	26-4.3	1-5	.200	0-2	.000	0-0	.000
TOTALS	6-0	26-4.3	1-5	.200	0-2	.000	0-0	.000

REBOUNDS

Season	O-D-REB-AVG.	PF-DQ	AST	TO	BLK	STL	PTS-PPG
2018-19	0-7-1.2	2-0	4	3	1	0	2-0.3
TOTALS	0-7-1.2	2-0	4	3	1	0	2-0.3



ELYJAH GOSS #32

Sophomore | Forward
6-7 | 195
Bolingbrook, Ill.
Plainfield East

Birthdate: April 28, 1998 (age 20)
Major: Sports Management

QUICK NOTES

Late bloomer redshirted his first season at IUPUI and has taken over a starting role as a sophomore... early indications show that he'll be an elite rebounder in his second full season... was an honorable mention All-State selection as a senior at Plainfield (Ill.) East High School after racking up 16 double-doubles and shooting a school record 56 percent from the floor... is the only player in Plainfield East history to average a double-double for a full season.

CAREER/SEASON HIGHS

CAREER HIGH	CATEGORY	SEASON HIGH
16 vs. Cleveland State (1/10/19)	PTS	16 vs. Cleveland State (1/10/19)
13 vs. Cleveland State (1/10/19)	REB	13 vs. Cleveland State (1/10/19)
3 - 2x	AST	3 vs. Cleveland State (1/10/19)
6 - 2x	FG	6 - 2x
10 vs. Oakland (1/24/19)	FGA	10 vs. Oakland (1/24/19)
2 at Boston College (11/14/18)	3FG	2 at Boston College (11/14/18)
3 vs. Eastern Illinois (11/10/18)	3FGA	3 vs. Eastern Illinois (11/10/18)
6 vs. Cleveland State (1/10/19)	FT	6 vs. Cleveland State (1/10/19)
8 at Morehead State (12/21/18)	FTA	8 at Morehead State (12/21/18)
2 - 6x	STL	2 - 3x
4 vs. Oakland (1/24/19)	BLK	4 vs. Oakland (1/24/19)
33 - twice	MIN	33 - twice

GAME-BY-GAME

Opponent	MIN	FG	3FG	FT	O-D-T	PF	A	TO	B	S	PTS
at Xavier*	26	2-5	0-1	0-2	2-6-8	0	0	1	2	1	4
E. Illinois*	27	3-7	1-3	3-4	3-7-10	1	1	1	2	1	10
at Boston Coll.*	28	3-5	2-2	1-1	3-7-10	3	0	1	0	0	9
at Richmond*	21	3-7	1-2	1-2	0-6-6	2	1	1	2	2	8
vs. St. Francis*	26	1-4	0-1	3-4	1-10-11	2	1	1	0	0	5
vs. Grambling*	22	2-6	0-2	1-2	2-4-6	4	1	1	1	1	5
Bradley*	26	6-7	0-0	0-0	3-3-6	3	2	0	0	1	12
Ball State*	26	2-4	0-1	0-0	0-6-6	0	1	1	0	1	4
IU Kokomo*	18	4-6	0-0	5-5	1-2-3	3	0	1	2	0	13
IU Northwest*	18	4-4	0-0	1-1	0-3-3	2	0	1	0	1	9
W. Illinois*	30	6-9	1-1	0-0	2-8-10	0	1	0	2	0	13
at Purdue FW*	21	1-3	0-0	0-0	2-2-4	1	2	0	0	0	2
at Morehead St.*	33	3-6	0-1	5-8	6-3-9	0	0	0	2	1	11
at N. Kentucky*	17	2-3	0-0	2-4	0-2-2	2	2	0	1	1	6
at Wright St.*	17	1-3	0-0	0-0	2-5-7	1	1	2	0	0	2
at UIC*	33	2-4	0-0	1-2	2-9-11	3	1	2	1	1	5
Cleveland St.*	27	5-9	0-1	6-6	5-8-13	3	3	1	1	2	16
Y'town St.*	27	2-5	0-0	2-2	1-3-4	3	0	1	1	1	6
at Green Bay*	28	5-8	1-2	0-1	5-3-8	2	0	3	0	2	11
at Milwaukee*	26	1-3	0-1	1-2	2-6-8	2	0	1	1	0	3
Oakland*	32	3-10	0-2	0-0	3-7-10	3	0	2	4	1	6
Det. Mercy*	18	2-5	0-0	1-2	0-1-1	1	1	3	0	1	5
N. Kentucky*	32	1-2	0-1	3-4	1-2-3	2	1	0	1	0	5
Wright St.*	13	1-1	0-0	2-2	1-1-2	2	0	1	0	0	4
UIC*	18	1-4	0-1	1-2	3-3-6	3	1	0	0	0	3
at Y'town St.											
at Cleveland St.											
Milwaukee											
Green Bay											
at Det. Mercy											
at Oakland											

* denotes starter


CAREER STATS

Season	GP-GS	MIN-Avg	FG	Pct.	3FG	Pct.	FT	Pct.
2017-18	30-0	414-13.8	41-93	.441	4-13	.308	22-29	.759
2018-19	25-25	610-24.4	66-130	.508	6-22	.273	39-56	.696
TOTALS	55-25	1024-18.6	107-223	.480	10-35	.286	61-85	.718

REBOUNDS

Season	O-D-REB-AVG.	PF-DQ	AST	TO	BLK	STL	PTS-PPG
2017-18	38-68-106-3.5	46-0	12	20	11	12	108-3.6
2018-19	50-117-167-6.7	47-0	21	25	21	18	177-7.1
TOTALS	88-185-273-5.0	93-0	33	45	32	30	285-5.2

PLAYER BIOS



DANIEL ALSTON

#55

Freshman | Guard
6-0 | 175
Champaign, Ill.
Judah Christian

Birthdate: May 5, 2000 (age 18)
Major: Sports Management

QUICK NOTES

IUPUI's youngest player... non-scholarship addition was a two-year letterwinner at Judah Christian (Ill.) High School and averaged 17.4 points, 6.3 rebounds and 3.2 assists per game as a senior... first IUPUI player to wear No. 55 since 2012 when Christian Siakam donned the number... is just the third player in the program's Division I history to wear No. 55, joining Siakam and Herbert Lambert.

CAREER/SEASON HIGHS

CAREER HIGH	CATEGORY	SEASON HIGH
2 vs. IU Northwest (12/12/18)	PTS	2 vs. IU Northwest (12/12/18)
1 vs. Cleveland State (1/10/19)	REB	1 vs. Cleveland State (1/10/19)
---	AST	---
1 vs. IU Northwest (12/12/18)	FG	1 vs. IU Northwest (12/12/18)
2 vs. IU Northwest (12/12/18)	FGA	2 vs. IU Northwest (12/12/18)
---	3FG	---
1 vs. IU Northwest (12/12/18)	3FGA	1 vs. IU Northwest (12/12/18)
---	FT	---
---	FTA	---
---	STL	---
---	BLK	---
3 - 2x	MIN	3 - 2x

GAME-BY-GAME

Opponent	MIN	FG	3FG	FT	O-D-T	PF	A	TO	B	S	PTS
at Xavier					DID NOT PLAY						
E. Illinois					DID NOT PLAY						
at Boston Coll.					DID NOT PLAY						
at Richmond					DID NOT PLAY						
vs. St. Francis	1	0-0	0-0	0-0	0-0-0	0	0	0	0	0	0
vs. Grambling					DID NOT PLAY						
Bradley					DID NOT PLAY						
Ball State					DID NOT PLAY						
IU Kokomo	3	0-0	0-0	0-0	0-0-0	0	0	1	0	0	0
IU Northwest	3	1-2	0-1	0-0	0-0-0	0	0	0	0	0	2
W. Illinois					DID NOT PLAY						
at Purdue FW					DID NOT PLAY						
at Morehead St.					DID NOT PLAY						
at N. Kentucky					DID NOT PLAY						
at Wright St.					DID NOT PLAY						
at UIC					DID NOT PLAY						
Cleveland St.	1	0-0	0-0	0-0	0-1-1	0	0	1	0	0	0
Y'town St.					DID NOT PLAY						
at Green Bay					DID NOT PLAY						
at Milwaukee					DID NOT PLAY						
Oakland					DID NOT PLAY						
Det. Mercy					DID NOT PLAY						
N. Kentucky					DID NOT PLAY						
Wright St.					DID NOT PLAY						
UIC					DID NOT PLAY						
at Y'town St.											
at Cleveland St.											
Milwaukee											
Green Bay											
at Det. Mercy											
at Oakland											

* denotes starter

CAREER STATS

Season	GP-GS	MIN-Avg	FG	Pct.	3FG	Pct.	FT	Pct.
2018-19	4-0	8-2.0	1-2	.500	0-1	.000	0-0	.000
TOTALS	4-0	8-2.0	1-2	.000	0-1	.000	0-0	.000

REBOUNDS

Season	O-D-REB-AVG.	PF-DQ	AST	TO	BLK	STL	PTS-PPG
2018-19	0-1-0.3	0-0	0	2	0	0	2-0.5
TOTALS	0-1-0.3	0-0	0	2	0	0	2-0.5

2018-2019 REDSHIRTS (DIVISION I TRANSFERS)



MARCUS BURK

#14

Junior | Guard
6-3 | 205
Indianapolis, Ind.
Franklin Central (Campbell)

Birthdate: September 27, 1997 (age 21)
Major: General Studies

QUICK NOTES

Will have two years of eligibility remaining after coming to IUPUI from Campbell... averaged 15.1 points per game as a sophomore while draining 91 3's... made 158 3's in his two seasons for the Camels at a 41 percent clip... was named to the Indianapolis Star Super Team after his senior year at Franklin Central saw him average 25.3 points and 5.7 rebounds a game.

CAREER STATS

Season	GP-GS	MIN-Avg	FG	Pct.	3FG	Pct.	FT	Pct.
2016-17*	36-12	754-20.9	96-224	.429	67-167	.401	29-37	.784
2017-18*	32-31	1013-31.7	171-345	.496	91-221	.412	51-60	.850
TOTALS*	68-43	1767-26.0	267-569	.469	158-388	.407	80-97	.825

REBOUNDS

Season	O-D-REB-AVG.	PF-DQ	AST	TO	BLK	STL	PTS-PPG
2016-17*	9-78-87-2.4	51-0	28	25	3	17	288-8.0
2017-18*	19-97-116-3.6	56-1	38	43	8	40	484-15.1
TOTALS*	28-175-203-3.0	107-1	66	68	11	57	772-11.4

*at Campbell



JAMIL JACKSON

#1

Junior | Guard/Forward
6-6 | 190
Minneapolis, Minn.
Minneapolis North (Williston St./Southern Utah)

Birthdate: March 5, 1998 (age 20)
Major: Informatics

QUICK NOTES

Will have at least two years of eligibility remaining beginning next season... was limited to five games as a sophomore at Southern Utah, where he averaged 2.8 points per game before being shutdown due to injury... played at Williston State [N.D.] College as a freshman, earning honorable mention All-America honors after leading the team in scoring (16.3 ppg) and rebounding (6.4 rpg) and shooting 48 percent overall and 41 percent from deep.

CAREER STATS

Season	GP-GS	MIN-Avg	FG	Pct.	3FG	Pct.	FT	Pct.
2017-18*	5-0	71-14.2	6-14	.429	0-3	.000	2-2	1.000
TOTALS*	5-0	71-14.2	6-14	.429	0-3	.000	2-2	1.000

REBOUNDS

Season	O-D-REB-AVG.	PF-DQ	AST	TO	BLK	STL	PTS-PPG
2017-18*	1-1-2-0.4	9-1	5	3	1	2	14-2.8
TOTALS*	1-1-2-0.4	9-1	5	3	1	2	14-2.8

*at Southern Utah

TEAM IMPACT - CAYDEN BARINGER



CAYDEN BARINGER

Nickname: Cay Jax
Dream Vacation Destination: China
Favorite Movie: Matilda
Favorite Food: Cereal
Favorite Athlete: Steph Curry
Super Power You'd Love to Have: Read Minds

QUICK NOTES

Through a partnership with Team IMPACT, 9-year old **Cayden Baringer** signed with the IUPUI basketball team on Dec. 19, 2018 at a ceremony at the IUPUI Athletics Offices. Baringer, a Carmel-native, was diagnosed with Leukodystrophy in 2017.

Leukodystrophies are a group of rare, progressive, metabolic, genetic diseases that affect the brain, spinal cord and often the peripheral nerves. Each type of leukodystrophy is caused by a specific gene abnormality that leads to abnormal development or destruction of the white matter (myelin sheath) of the brain.

Cayden, his mother Cara, and brothers Liam and Lucas, will be frequent guests to IUPUI games, practices and team events now that he's officially signed with the program.

CHART WATCHING

Career Rebounds

	Name	Reb.	Year(s)
1.)	Don Carlisle	769	1997-01
2.)	Brandon Cole	703	2002-06
	Jesse Bingham	703	1985-89
4.)	Charles Price	688	1997-02
5.)	Alex Young	668	2008-12
6.)	Tony Long	639	1987-91
7.)	Billy Pettiford	632	2006-10
8.)	Eric McKay	623	1982-85
9.)	Marcellus Barksdale	593	2011-16
10.)	Dale Taylor	580	1975-77
11.)	Troy Fitts	568	1975-77
12.)	Evan Hall	561	2015-pres.
13.)	George Hill	547	2004-08
14.)	Jon Avery	544	2006-10
15.)	Jeff Roach	535	1985-88
16.)	D.J. McCall	517	2014-pres.
17.)	Donovan Gibbs	482	2010-14

Career Blocked Shots

	Name	Blk.	Year(s)
1.)	Charles Price	165	1997-02
2.)	David Dickey	118	1994-98
3.)	Robert Glenn	100	2008-10
4.)	Alex Young	89	2008-12
5.)	Mitch Patton	88	2010-14
6.)	Evan Hall	85	2015-pres.
7.)	Billy Pettiford	83	2006-10
8.)	Jon Avery	82	2006-10
9.)	Angelo Smith	71	2005-07
10.)	Marcellus Barksdale	66	2011-16
11.)	James Booyer	64	2003-05
	Don Carlisle	64	1997-01
	Anthony Winburn	64	1995-97

Consecutive Double-Digit Scoring Gms.

(D1 era / 1998-present)

	Name	No.	Year(s)
1.)	George Hill	29	2007-08
2.)	Alex Young	26	2010-12
	2010-11 (24 straight) + 2011-12 (2 straight)		
3.)	Camron Justice	23	2018-19
4.)	Alex Young	22	2011-12
	Odell Bradley	22	2002-04
	2002-03 (12 straight) + 2003-04 (10 straight)		
6.)	Matt O'Leary	19	2016-17
	Leroy Nobles	19	2010-11
	Alex Young	19	2009-10
9.)	Robert Glenn	17	2008-10
	2008-09 (11 straight) + 2009-10 (6 straight)		
	Austin Montgomery	17	2006-08
	2006-07 (4 straight) + 2007-08 (13 straight)		
11.)	Robert Glenn	16	2009-10
12.)	Ian Chiles	15	2013-14
13.)	Don Carlisle	13	1999-01
	1999-00 (3 straight) + 2000-01 (10 straight)		
14.)	Alex Young	12	2010-11
	Brandon Cole	12	2005-06
	Odell Bradley	12	2003-04

Games of 20+ Points Scored (single-season / D1 era)

	Name	No.	Year(s)
1.)	George Hill	20	2007-08
2.)	Alex Young	19	2011-12
	Odell Bradley	19	2003-04
4.)	Robert Glenn	18	2009-10
5.)	Alex Young	17	2010-11
	George Hill	17	2005-06
7.)	Leroy Nobles	15	2010-11
8.)	Alex Young	14	2009-10
9.)	Camron Justice	13	2018-19

THE LAST MEETING

Youngstown St. 82 • 6-13, 2-4 HL

#	Player	Total		3-Ptr		Rebounds			PF	TP	A	TO	Blk	Stl	Min
		FG-FTA	FG-FGA	FT-FTA	Off	Def	Tot								
23	Olamide Pedersen	f	1-3	0-0	1-1	0	0	0	4	3	0	1	1	2	14
33	Naz Bohannon	f	4-8	0-1	0-0	2	5	7	1	8	1	2	0	1	28
02	Jelani Simmons	g	2-6	1-4	0-0	0	1	1	3	5	2	1	0	1	29
03	Darius Quisenberry	g	6-15	4-7	6-8	0	4	4	2	22	8	2	0	2	34
32	Garrett Covington	g	6-8	2-2	1-2	1	0	1	2	15	1	1	0	2	21
00	Antwan Maxwell		1-1	0-0	0-0	0	0	0	1	2	0	1	0	0	3
05	Kendale Hampton		0-1	0-0	0-0	0	0	0	1	0	0	1	0	0	2
13	Donel Cathcart		1-3	0-0	0-0	1	4	5	1	2	1	0	1	0	11
21	Noe Anabir		2-3	0-0	1-2	1	2	3	3	5	3	2	1	0	14
22	Devin Morgan		3-9	1-5	0-0	0	1	1	1	7	3	1	0	0	23
31	Michael Akuckie		4-6	3-5	0-0	2	4	6	0	11	1	0	0	0	17
42	Alex Holcombe		1-1	0-0	0-0	0	1	1	1	2	0	1	0	0	4
Team						5	2	7							
Totals			31-64	11-24	9-13	12	24	36	20	82	20	13	3	8	200
FG % 1st Half: 15-33 45.5% 2nd half: 16-31 51.6% Game: 31-64 48.4% Deadball Rebounds 2															
3FG % 1st Half: 5-12 41.7% 2nd half: 6-12 50.0% Game: 11-24 45.8%															
FT % 1st Half: 5-7 71.4% 2nd half: 4-6 66.7% Game: 9-13 69.2%															

IUPUI 76 • 10-8, 2-3 HL

#	Player		Total		3-Ptr		Rebounds			PF	TP	A	TO	Blk	Stl	Min	
			FG-FA	FG-FA	FT-FTA	Off	Def	Tot									
24	HALL, Evan	f	3-4	0-0	0-0	1	3	4	2	6	0	0	3	0	17		
32	GOSSE, Elyjah	f	2-5	0-0	2-2	1	3	4	3	6	0	1	1	1	27		
05	JUSTICE, Camron	g	5-14	2-8	1-2	0	1	1	4	13	2	3	0	0	36		
22	McCALL, D.J.	g	5-12	0-1	4-5	2	4	6	0	14	1	1	1	1	31		
23	WEATHERFORD, Grant	g	3-3	0-0	5-6	3	3	6	4	11	3	4	0	1	30		
04	MINNETT, Jaylen		3-10	1-7	2-2	0	0	0	1	9	3	3	0	1	22		
00	HANSEN, Jack		0-0	0-0	0-0	0	2	2	0	0	0	0	0	0	5		
10	ROGERS, Nick		3-5	2-4	0-0	0	0	0	2	8	3	1	0	1	18		
15	ISMAIL, Ahmed		3-8	0-0	3-4	4	3	7	0	9	1	0	0	0	14		
Team						1	2	3									
Totals				27-61	5-20	17-21	12	21	33	16	76	13	13	5	5	200	
FG % 1st Half: 13-29 44.8%			2nd half: 14-32 43.8%			Game: 27-61 44.3%						Deadball Rebounds 2,2					
3FG % 1st Half: 1-10 10.0%			2nd half: 4-10 40.0%			Game: 5-20 25.0%											
FT % 1st Half: 11-13 84.6%			2nd half: 6-8 75.0%			Game: 17-21 81.0%											

Officials: Michael Griffith, Jerry Scherzinger, Jon Campbell
 Technical fouls: Youngstown St.-Garrett Covington. IUPUI-ROGERS, Nick.
 Attendance: 890

Score by periods	1st	2nd	Total
Youngstown St.	40	42	82
IUPUI	38	38	76

Points	In	Off	2nd	Fast	Bench
YSU	38	11	10	9	29
IUPUI	42	19	15	8	26

Score tied - 8 times.
 Lead changed - 7 times.

Last FG - YSU 2nd-02:11, IUPUI 2nd-01:05.
 Largest lead - YSU by 13 2nd-06:05, IUPUI by 5 1st-03:21.
 YSU led for 30:59, IUPUI led for 03:46. Game was tied for 05:15.

LATE RALLY FALLS SHORT IN HOME LOSS TO YSU, 82-76

INDIANAPOLIS - The IUPUI basketball team's two-game winning streak came to a halt in a flurry of missed layups, missed jumpers and missed box outs as the Jaguars dropped an 82-76 home contest to Youngstown State on a snowy Saturday afternoon (Jan. 12). Freshman Darius Quisenberry led YSU (6-13, 2-4 HL) with 22 points and eight assists and Garrett Covington posted 15 points on 6-of-8 shooting.

Senior D.J. McCall led IUPUI (10-8, 2-3 HL) with 14 points and six boards while Camron Justice added 13 points. IUPUI shot 43 percent overall, but just 5-of-20 (25 percent) from deep while YSU found the Coliseum to its liking, shooting 48 percent overall and 11-of-24 (46 percent) from three-point range.

"The most disappointing part is that you have to take care of your home floor in this league. That's simple math. You have to win your home games and then figure out how to sneak some wins on the road," head coach Jason Gardner said. "(Youngstown State) knew that and came in here and stole one on our court. They threw the first punch and were the aggressors today. We can't let that happen."

Things started well for the Jaguars as McCall recovered the opening tip and raced in for a two-handed dunk, but Youngstown State fired back with a 9-0 burst. The game stayed tight for much of the first half as Jaylen Minnett nearly single-handedly ignited a 7-0 run late in the half to give the Jaguars a 35-30 lead. However, YSU closed the half with a 10-3 rally that included a Michael Akuchie trey in the closing seconds that gave the Penguins a 40-38 advantage.

The opening five minutes of the second half featured six lead changes before YSU used an 11-2 run to build a 58-49 lead. Quisenberry drilled two treys during a run that was originally sparked by a Jelani Simmons triple. In all, the Penguins opened the second half 4-of-5 from beyond the arc while IUPUI struggled to make anything from distance.

2018-2019 IUPUI JAGUARS BASKETBALL

LAST FOUR BOX SCORES

GAME #22 • IUPUI 80, DETROIT MERCY 65 (INDIANA FARMERS COLISEUM)

Detroit Mercy 65 • 8-13, 5-4 HL

#	Player	Total		3-Ptr		Rebounds			PF	TP	A TO Blk Stl					Min
		FG-FGA	FG-FGA	FT-FTA	FT-FTA	Off	Def	Tot			A	TO	Blk	Stl		
14	Derrien King	f	1-4	1-3	0-0	0	0	0	0	3	1	2	0	0		16
25	Gerald Blackshear	f	2-2	0-0	1-3	1	2	3	2	5	0	1	0	1		18
41	Willy Isiani	f	6-13	6-13	2-2	0	1	1	20	0	3	0	0	0		28
01	Marquis Moore	g	0-2	0-1	0-0	1	6	7	1	0	1	1	0	1		28
23	Josh McColley	g	8-13	2-6	1-2	0	3	3	4	19	5	5	0	2		36
04	Jacob Holland		0-0	0-0	0-0	0	0	0	0	0	0	1	0	0		6
10	Boe Nguidjol		0-0	0-0	0-0	0	1	1	0	0	0	0	0	2		6
11	Cole Long		0-1	0-0	0-0	0	0	0	0	0	0	0	0	1		9
13	Chris Brandon		1-1	0-0	0-0	0	0	0	2	2	0	0	0	0		8
21	Darrell Riley Jr.		3-3	1-1	0-0	0	1	1	0	7	7	5	0	1		20
15	Lamar Hamrick		0-1	0-0	0-0	0	0	0	2	0	0	3	0	2		5
24	Harrison Curry		4-9	0-1	1-1	1	6	7	1	9	0	1	3	0		20
Team						0	3	3								
Totals			25-49	10-25	5-8	3	23	26	13	65	14	22	3	10		200

FG % 1st Half: 10-22 45.5% 2nd half: 15-27 55.6% Game: 25-49 51.0% Deadball Rebounds 2
 3FG % 1st Half: 4-13 30.8% 2nd half: 6-12 50.0% Game: 10-25 40.0%
 FT % 1st Half: 0-2 0.0% 2nd half: 5-6 83.3% Game: 5-8 62.5%

IUPUI 80 • 13-9, 5-4 HL

#	Player	Total		3-Ptr		Rebounds			PF	TP	A TO Blk Stl					Min
		FG-FGA	FG-FGA	FT-FTA	FT-FTA	Off	Def	Tot			A	TO	Blk	Stl		
24	HALL, Evan	f	5-9	0-0	0-0	3	7	10	2	10	7	1	2	0		30
25	GOSS, Elyjah	f	2-5	0-0	1-2	0	1	1	1	5	1	3	0	1		18
05	JUSTICE, Camron	g	7-11	5-8	2-2	0	1	1	21	3	3	0	2	2		29
22	McCALL, D.J.	g	2-4	1-2	3-4	1	2	3	0	8	5	1	0	1		26
23	WEATHERFORD, Grant	g	1-2	0-1	0-0	1	2	3	2	2	6	0	0	4		24
00	MINNETT, Jaylen		5-13	5-11	2-2	0	2	2	1	17	0	1	0	2		27
04	HANSEN, Jack		5-9	0-0	5-5	0	2	2	0	15	1	1	0	0		18
10	ROGERS, Nick		0-1	0-1	0-0	0	2	2	2	0	3	3	0	1		14
15	ISMAIL, Ahmed		1-1	0-0	0-0	1	1	2	5	2	0	0	1	1		14
Team						0	2	2								
Totals			28-55	11-23	13-15	6	22	28	14	80	26	13	3	12		200

FG % 1st Half: 13-31 41.9% 2nd half: 15-24 62.5% Game: 28-55 50.9% Deadball Rebounds 0
 3FG % 1st Half: 5-14 35.7% 2nd half: 6-9 66.7% Game: 11-23 47.8%
 FT % 1st Half: 2-2 100.0 2nd half: 11-13 84.6% Game: 13-15 86.7%

Officials: Steve Honacki,Bobby Daw,Dan Dorian
 Technical fouls: Detroit Mercy-None. IUPUI-HALL, Evan.
 Attendance: 1482

Score by periods	1st	2nd	Total	In	Off	2nd	Fast	Bench
Detroit Mercy	24	41	65	Points	Paint	T/O	Chance	Break
IUPUI	33	47	80	UDM	28	9	0	6
				IUPUI	30	18	5	34

Last FG - UDM 2nd-00:48, IUPUI 2nd-01:24.
 Largest lead - UDM by 4 1st-14:20, IUPUI by 23 2nd-07:27.
 UDM led for 03:08. IUPUI led for 33:46. Game was tied for 03:06.
 Score tied - 4 times.
 Lead changed - 5 times.

GAME #23 • IUPUI 83, NORTHERN KENTUCKY 77 (INDIANA FARMERS COLISEUM)

Northern Ky. 77 • 18-5, 8-2 HL

#	Player	Total		3-Ptr		Rebounds			PF	TP	A TO Blk Stl					Min
		FG-FGA	FG-FGA	FT-FTA	FT-FTA	Off	Def	Tot			A	TO	Blk	Stl		
11	Jalen Tate	f	4-8	0-1	1-2	0	2	2	3	9	4	1	0	0		21
32	Dantez Walton	f	9-11	2-4	0-0	3	4	7	3	20	3	5	2	1		30
34	Drew McDonald	f	3-12	0-5	8-9	3	3	6	2	14	3	2	0	0		28
12	Trevon Faulkner	g	0-0	0-0	1-2	1	0	1	5	1	0	0	0	0		16
15	Tyler Sharpe	g	6-11	4-7	4-6	1	4	5	2	20	2	1	0	1		37
02	Paul Djoko		1-1	0-0	0-0	0	0	0	1	2	3	1	0	0		25
04	Adrian Nelson		1-1	0-0	0-0	0	1	1	1	2	0	0	0	0		5
05	Zaynah Robinson		1-5	1-4	0-0	0	2	2	2	3	2	2	0	1		21
33	Chris Vogt		2-4	0-0	2-3	0	2	2	3	6	1	1	3	0		17
Team						1	1	2								
Totals			27-53	7-21	16-22	9	19	28	22	77	18	14	5	3		200

FG % 1st Half: 10-23 43.5% 2nd half: 17-30 56.7% Game: 27-53 50.9% Deadball Rebounds 2
 3FG % 1st Half: 2-9 22.2% 2nd half: 5-12 41.7% Game: 7-21 33.3%
 FT % 1st Half: 12-16 75.0% 2nd half: 4-6 66.7% Game: 16-22 72.7%

IUPUI 83 • 14-9, 6-4 HL

#	Player	Total		3-Ptr		Rebounds			PF	TP	A TO Blk Stl					Min
		FG-FGA	FG-FGA	FT-FTA	FT-FTA	Off	Def	Tot			A	TO	Blk	Stl		
24	HALL, Evan	f	7-10	0-0	0-2	3	4	7	2	14	4	1	0	3		29
32	GOSS, Elyjah	f	1-2	0-1	3-4	1	2	3	2	5	1	0	1	0		32
05	JUSTICE, Camron	g	7-14	5-7	7-8	0	6	6	1	26	4	0	0	0		36
22	McCALL, D.J.	g	2-5	0-2	2-2	1	4	5	2	6	2	4	0	2		31
23	WEATHERFORD, Grant	g	2-3	0-0	2-2	0	0	0	0	6	0	1	0	1		15
00	MINNETT, Jaylen		7-16	2-6	2-2	0	3	3	2	18	4	2	0	1		27
04	HANSEN, Jack		0-0	0-0	0-0	0	0	0	0	0	0	0	0	0		3
10	ROGERS, Nick		0-3	0-2	1-2	1	1	2	2	1	1	0	0	0		12
15	ISMAIL, Ahmed		3-3	1-1	0-0	0	0	0	4	7	0	1	0	0		15
Team						3	1	4								
Totals			29-56	8-19	17-22	9	21	30	15	83	16	10	1	7		200

FG % 1st Half: 18-32 56.3% 2nd half: 11-24 45.8% Game: 29-56 51.8% Deadball Rebounds 4
 3FG % 1st Half: 5-12 41.7% 2nd half: 3-7 42.9% Game: 8-19 42.1%
 FT % 1st Half: 2-2 100.0 2nd half: 15-20 75.0% Game: 17-22 77.3%

Officials: Michael Kitts,Brian McNutt,John Floyd
 Technical fouls: Northern Ky.-None. IUPUI-None.
 Attendance: 1169

Score by periods	1st	2nd	Total	In	Off	2nd	Fast	Bench
Northern Ky.	34	43	77	Points	Paint	T/O	Chance	Break
IUPUI	43	40	83	NKU	40	16	9	12
				IUPUI	40	20	9	12

Last FG - NKU 2nd-00:08, IUPUI 2nd-00:49.
 Largest lead - NKU by 10 1st-10:32, IUPUI by 13 1st-01:44.
 NKU led for 12:27. IUPUI led for 25:42. Game was tied for 01:51.
 Score tied - 4 times.
 Lead changed - 1 time.

GAME #24 • WRIGHT STATE 79, IUPUI 74 (INDIANA FARMERS COLISEUM)

Wright St. 79 • 13-11, 7-4 HL

#	Player	Total		3-Ptr		Rebounds			PF	TP	A TO Blk Stl					Min
		FG-FGA	FG-FGA	FT-FTA	FT-FTA	Off	Def	Tot			A	TO	Blk	Stl		
11	LOVE, Loudon	c	3-9	0-0	6-6	1	0	1	5	12	0	1	1	0		16
22	ERNSTHAUSEN, Parker	c	3-5	1-3	0-1	2	1	3	4	7	2	2	1	1		28
03	HUGHES, Mark	g	3-4	0-1	7-10	0	7	7	3	13	3	2	1	0		27
04	VEST, Alan	g	3-4	2-3	0-0	1	4	5	2	8	0	2	0	1		26
31	GENTRY, Cole	g	4-9	2-4	3-4	0	2	2	0	13	5	1	0	1		34
01	WAMPLER, Bill		6-13	3-9	1-2	0	3	3	2	16	1	2	0	0		30
05	POTTER, Skyelar		1-4	0-1	1-2	1	5	6	0	3	0	1	0	0		19
13	SMITH, Malachi		2-5	0-0	3-4	1	4	5	3	7	2	2	1	2		20
Team						2	2	4								
Totals			25-53	8-21	21-29	8	28	36	19	79	13	13	4	5		200

FG % 1st Half: 14-26 53.8% 2nd half: 11-27 40.7% Game: 25-53 47.2% Deadball Rebounds 5
 3FG % 1st Half: 5-7 71.4% 2nd half: 3-14 21.4% Game: 8-21 38.1%
 FT % 1st Half: 7-8 87.5% 2nd half: 14-21 66.7% Game: 21-29 72.4%

IUPUI 74 • 14-10, 6-5 HL

#	Player		Total		3-Ptr		Rebounds			PF	TP	A TO Blk Stl				Min
			FG-FGA	FG-FGA	FT-FTA	Off	Def	Tot	A			TO	Blk	Stl		
24	HALL, Evan	f	6-8	0-0	2-3	2	2	4	1	14	0	2	2	1	23	
32	GOSS, Elyjah	f	1-1	0-0	2-2	1	1	2	2	4	0	1	0	0	13	
05	JUSTICE, Camron	g	7-20	4-13	4-6	1	3	4	3	22	6	4	0	1	34	
22	McCALL, D.J.	g	1-8	0-1	1-2	4	12	16	5	3	0	1	1	0	35	
23	WEATHERFORD, Grant	g	1-4	0-0	0-2	2	2	4	4	2	3	1	0	2	28	
00	MINNETT, Jaylen		3-12	1-7	3-3	0	1	1	3	10	3	2	0	0	26	
04	HANSEN, Jack		0-1	0-0	0-0	0	0	0	0	0	0	0	0	0	2	
10	ROGERS, Nick		5-8	2-5	0-0	0	0	0	1	12	0	1	0	3	25	
15	ISMAIL, Ahmed		3-4	0-0	1-1	2	0	2	5	7	1	1	1	0	14	
	Team					3	0	3								
Totals			27-66	7-26	13-19	15	21	36	24	74	13	13	4	7	200	